

KEN FORGING



PRODUCT CATALOG

KEN FORGING

Committed to Quality and Total Customer Satisfaction

WHO WE ARE

LEADING **U.S.A.** MANUFACTURER OF FORGED INDUSTRIAL HARDWARE AND CUSTOM FORGINGS

MISSION STATEMENT

“The Customer Is First”

Ken Forging, Inc. is committed to total customer satisfaction, achieving this goal by manufacturing products of a superior quality at competitive prices. We have set a standard for ourselves, with our customers in mind, with which we provide the best product available in a timely manner that is second to none. We attain these standards by implementing and sustaining effective quality programs, instilling in our employees the belief that everyone within the company is responsible for the quality of our product, and providing a quick turn-around to our customers. We will always strive to better ourselves and our products, and we will continue to grow and lead the industrial hardware industry into the future.

WHAT WE PROVIDE

\$VALUE-ADDED SERVICE

- * Immediate delivery within 24 hours from stock
- * Prompt response on inquiries, quotations, orders
- * No minimums---combination pricing
- * Quality with full traceability
- * Competitive pricing
- * Courteous knowledgeable staff
- * Technical Support

OUR FACILITY

450,000 Sq. Ft. Plant. Forge, Die Shop, Machining Department & Quality Department.

OUR LOCATION

Jefferson, Ohio 65 miles East of Cleveland, OH
40 miles West of Erie, PA



TABLE OF CONTENTS

TERMS & CONDITIONS	4	EYE NUTS	
FAX ORDER FORM	5	STYLE A	
EYEBOLTS		Carbon, Metric, Galvanized & C1045.....	54
Eyebolt Information		C1045-Zinc Plated.....	55
Application/Inspection Information.....	6	304 Stainless & 316 Stainless	55
Safety & Rated Capacity Guidelines	7	STYLE B	
Reference Dimensions & Rated Capacities.....	8	Carbon	55
Carbon.....	9	Galvanized	56
Fine Thread	10	C1045.....	56
8 & 6 Threads Per Inch	10	304 Stainless & 316 Stainless	56
Metric.....	11	STYLE D	
Metric - Short Shank.....	11	Carbon	57
Long Shank	12-13	Metric.....	57
Zinc Plated	14-17	Galvanized	57
Galvanized.....	18-20	C1045 & C1045 Zinc Plated	57
8620 Alloy	21	MACHINE SHOP TOOLS	
304 Stainless.....	22	MACHINE STRAP CLAMPS	
304 Stainless - Long Shank	23	Plain - Carbon	58
316 Stainless.....	24	Plain - Drilled & Tapped - Carbon	58
316 Stainless - Long Shank	25	Goose Neck - Carbon	58
PAD EYES		Goose Neck - Drilled & Tapped - Carbon	58
Carbon.....	25	Finger - Carbon.....	59
NUT EYEBOLTS		U - Carbon	59
Carbon.....	26-28	T-SLOT NUTS	
304 Stainless.....	29-30	Carbon	59
316 Stainless.....	31-32	ADJUSTABLE STRAP CLAMPS	
4140	33	Carbon	60
8620	33	Saddle - Carbon.....	60
TURNBUCKLE BODIES		SET-UP WEDGES	
Carbon.....	34	Carbon	60
Galvanized	35	C-CLAMPS & SCREWS	
316 Stainless.....	36	Zinc Plated - Carbon.....	61
TURNBUCKLE ASSEMBLIES		D-RINGS & CLIPS	
Eye & Eye - Carbon, Galvanized & 316 Stainless	37	Carbon	62
Jaw & Jaw - Carbon, Galvanized & 316 Stainless....	38	SWIVEL HOIST RINGS	
Jaw & Eye - Carbon, Galvanized	39	Standard U-Bar & Longbar - Alloy	63
Stub & Stub - Carbon.....	40	Standard U-Bar - Metric.....	64
Stub & Stub - Galvanized.....	41	Safety Precautions.....	65
Stub & Stub - 316 Stainless	42	QUOTE FORMS	
TURNBUCKLE FITTINGS		Eyebolt.....	66
Stub - 316 Stainless.....	42	Nut Eyebolt	67
Stub - Carbon.....	43	Turnbuckle Assemblies.....	68
Stub - Galvanized.....	44	Rod Ends	69
Eye - Carbon, Galvanized & 316 Stainless.....	45	Eye Nuts, Style A.....	70
Jaw - Carbon, Galvanized & 316 Stainless.....	46		
ROD ENDS			
Blank - C1030-1035	47		
Blank - 4140	48		
Blank - 304 Stainless.....	49		
Blank - 316 Stainless, C1045.....	50		
Machined & Black Oxided - C1030-1035.....	51		
Machined & Black Oxided - 4140.....	52		
Machined - 304 Stainless.....	53		

Ordering & Shipping Terms & Conditions

Placing An Order

You can expedite your order by making sure all the information on your order form is complete and correct. Refer to our catalog to ensure your order has the correct stock numbers, dimensions and material. **We encourage you to use the FAX Order/Quote Inquiry Forms located throughout the catalog to minimize possible verbal errors.** Special modified/custom items shall require an approval signature. Our policy is to ship the same day when possible or next day on stock items.

Variation Of Quantity

On special modified/custom orders Ken Forging, Inc. reserves the right to a quantity variation for allowances in manufacturing.

Terms

Established accounts: 1% - 10 days; Net 30.

Customers who have not ordered in over two years will need to complete a new credit application in order to re-establish an account with Ken Forging, Inc. Past payment history with Ken Forging, Inc. will be taken into account regardless of the credit application results.

For your convenience Visa, MasterCard and American Express are accepted.

Freight

F.O.B. Jefferson, Ohio - Customer must advise their preferred method of shipment. LTL shipments will be insured ONLY if specifically requested by customer. **ALL UPS SHIPMENTS** will be insured at current UPS rate unless customer specifies otherwise. **ALL UPS SHIPMENTS** will be charged a handling fee based upon total number of cartons shipped.

Prices

Prices are effective immediately and supersede all previous prices listed in catalogs & catalog supplements.

Handling Lost or Damaged Products

If a shipment is lost, notify our sales department as quickly as possible. We will assist in tracing the shipment and contact you regarding the disposition of the order. **If you receive damaged products,** notify the shipper immediately so that a claim may be filed by the responsible party. If you do not check product upon arrival, you will not have a valid claim against the shipper after 5 working days. **For a shipment discrepancy,** call Ken Forging, Inc. immediately. **We cannot be responsible for claims after five (5) working days.**

Return Policy

In the event that you need to return products, you must call first for authorization; otherwise, a credit cannot be issued. Return shipments must be prepaid. A restocking fee of 25% on the value of product or \$30.00 minimum (whichever is greater) will apply. Product cannot be accepted for return after ninety (90) days from shipment date.

SPECIAL MODIFIED/CUSTOM ORDERS CAN NOT BE RETURNED.

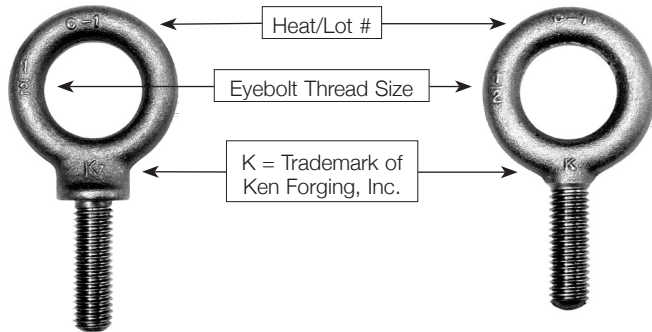
Warranty

Ken Forging, Inc. warrants its products against defective materials and workmanship at time of shipment. Carrier assumes responsibility for damage in transit.

Eyebolt Information

Ken Forging Machinery Eyebolts are manufactured to ASME B18.15 and tested to ASTM A489 specifications.

EYEBOLT TRACEABILITY MARKINGS



Shoulder (Front View)

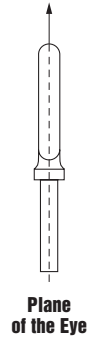
Plain (Front View)

Material Data

Material	Carbon Steel
Heat Treat	Quench and Draw
Grain Size	5 or finer
Tensile	65,000 PSI MIN - 90,000 PSI MAX
Yield	30,000 PSI MIN
Elongation	30% MIN
Reduction of Area	60% MIN
Rated Capacity	See page 8

Application/Installation

- The receiving hole should be counter-sunk and be free and clear of any debris to assure proper seating.
- LOADS SHOULD ALWAYS BE ALIGNED TO THE PLANE OF THE EYE, not at an angle to the plane. A steel washer or spacer may be used in conjunction with Shoulder Eyebolts to attain proper load alignment. The thickness of the steel washer or spacer must not exceed one thread pitch.
- Angular lifting should be avoided. **Angular lifts significantly reduce rated capacities.** See Eyebolt Rated Capacities/Guidelines (page 7).
- Check seating after applying an angular lift since the initial lift may cause the bolt to back away from the load. If such occurs, the Eyebolt should be unloaded & properly resealed.
- For applications with untapped through-holes, longer length Shoulder Eyebolts are recommended, using a steel washer and nut for the required thread length of engagement.
- Shoulder Eyebolt tapped holes are to have a threaded length which allows for full length of shank engagement and clearance for the unthreaded portion of shank.
- Shoulder Eyebolts must be firmly seated and flush against the mating surface; otherwise, the rated capacity is reduced significantly. The use of a steel washer or spacer is permissible and may be required; however, the thickness must not exceed one thread pitch.
- Plain Eyebolt tapped holes are to be threaded for full length engagement of the Eyebolt.
- Plain Eyebolts must have full thread shank engagement, allowing for one-half turn for proper eye-alignment to obtain rated capacities.



Inspection/Maintenance Safety

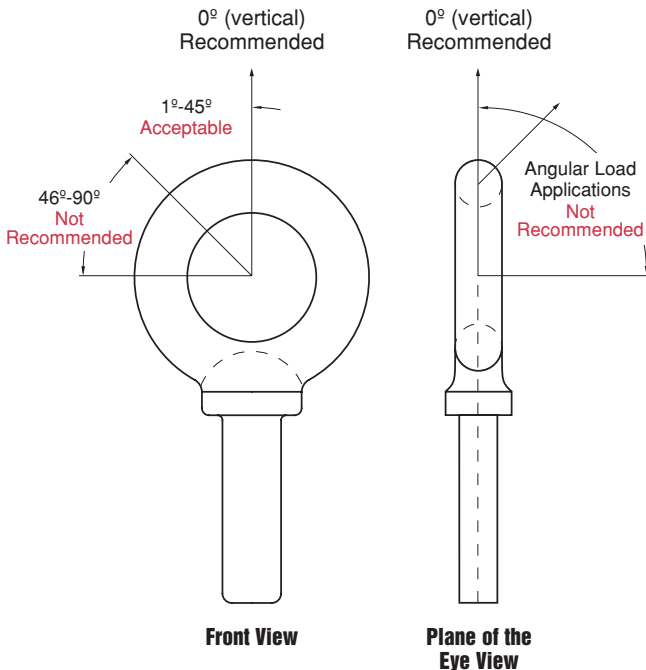
- Eyebolts should be inspected and installed by a competent person who is knowledgeable about the application and installation of Eyebolts.
- Each Eyebolt must be completely inspected BEFORE each use for possible defects such as: distortion, bent shank/threads, or incomplete/incorrectly formed threads. Periodic inspection of Eyebolts is highly recommended.
- Eyebolts should not be painted or otherwise coated when used for lifting; such coatings make it difficult to inspect for defects or wear indicators.
- Eyebolts should not be left where they can incur mechanical damage or corrosion.
- **Destroy Eyebolts when signs of bend, elongation, wear or damage are visible.** Such signs indicate that the Eyebolt has been stressed (overloaded) beyond rated capacity. Never attempt to repair a stressed Eyebolt.
- **Destroy Eyebolts when they show any signs of alteration.** Signs include: gouging, undercutting, welding, etc.
- **Proper Destruction of an Eyebolt:** crushing or cutting clear across the eye of the Eyebolt.

Eyebolt Information

Safety Precautions

- **DO NOT** work, stand or crawl around the load of the Eyebolt. Ensure a safe distance from the load.
- **DO NOT** use wrenches, crowbars, etc. to tighten Eyebolts. Hand tightening is recommended.
- **DO NOT** use a single Eyebolt to lift a load that can rotate. **Safety Swivel Hoist Rings (page 63) are recommended for such loads.**
- **DO NOT** force hooks or any other fittings into the eye; they must fit freely.
- **DO NOT** exceed the Rated Capacity.
- **DO NOT SHOCK LOAD EYEBOLTS.** Gradually increase lifting of the load to minimize load-shock.
- **DO NOT** weld Eyebolts, or perform any weld-repair on Eyebolts.
- **DO NOT** machine Eyebolts on the shank or shoulder to achieve proper seating.
- **DO NOT** expose Eyebolts to extreme environmental conditions, as they may adversely affect the Rated Capacity.

Shoulder Eyebolt Rated Capacities



Size	0° Lbs.	45° Lbs.	46° +
1/4	500	125	SAFETY SWIVEL HOIST RINGS RECOMMENDED (PAGE 63)
5/16	900	225	
3/8	1,300	325	
7/16	1,800	450	
1/2	2,400	600	
9/16	3,000	800	
5/8	4,000	1,000	
3/4	5,000	1,250	
7/8	7,000	1,750	
1	9,000	2,250	
1 1/8	12,000	3,000	
1 1/4	15,000	3,750	
1 1/2	21,000	5,250	
1 3/4	28,000	7,000	
2	38,000	9,500	
2 1/2	56,000	14,000	

NOTE: Plain Eyebolt angular rated capacities are significantly lower than Shoulder Eyebolt rated capacities; therefore, angular lifting is not recommended.

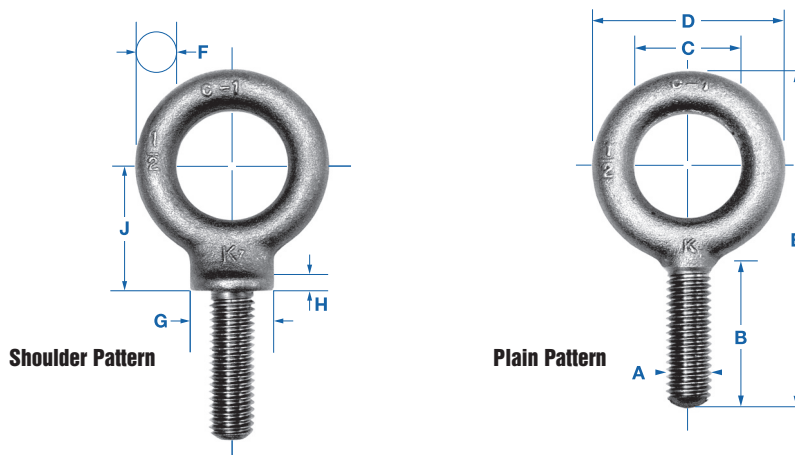
Eyebolt Rated Capacity Guidelines

- Eyebolts are designed with a 5:1 Safety Factor.
- The minimum threaded shank length of Eyebolts must be one thread diameter to attain the rated capacity.
- Regardless of the 5:1 Safety Factor, no greater load should be applied to an Eyebolt than the Rated Capacity listed.
- **Angular lifts significantly reduce Shoulder Eyebolt Rated Capacities.** Shoulder Eyebolts should not be used for angular lifts greater than 45°; **Safety Swivel Hoist Rings (page 63) are recommended for such applications.**
- **Plain Eyebolts are not recommended for angular load applications.** **Safety Swivel Hoist Rings (page 63) are recommended for such applications.**

Machinery Eyebolt Reference Dimensions & Rated Capacities

Stock No.	Shoulder	Plain	A	B	C	D	E		F	G	H	J	Rated Capacity Lbs.	Thread Size UNC-2A
			Shank Dia.	Shank Length	Eye I.D.	Eye O.D.	Overall Length Shoulder	Overall Length Plain	Eye Sect Dia.	Shldr. Dia.	Shldr. Thick.	Location		
K2021	K2001		0.25	1.00	0.69	1.19	2.22	2.06	0.19	0.50	0.12	0.69	500	1/4-20
				1.06	0.81		2.53	2.38	0.25	0.56	0.19	0.81		
K2022	K2002		0.31	1.12	0.81	1.44	2.66	2.44	0.25	0.56	0.12	0.88	900	5/16-18
				1.19	0.94		2.97	2.75	0.31	0.62	0.19	1.00		
K2023	K2003		0.38	1.25	0.94	1.69	3.09	2.81	0.31	0.62	0.12	1.06	1,300	3/8-16
				1.38	1.06		3.47	3.19	0.38	0.69	0.19	1.19		
K2024	K2004		0.44	1.38	1.00	1.81	3.41	3.06	0.34	0.75	0.19	1.19	1,800	7/16-14
				1.50	1.12		3.78	3.44	0.41	0.81	0.25	1.31		
K2025	K2005		0.50	1.50	1.12	2.12	3.81	3.50	0.44	0.88	0.19	1.31	2,400	1/2-13
				1.62	1.25		4.19	3.88	0.50	0.94	0.25	1.44		
K2026	K2006		0.56	1.62	1.19	2.25	4.19	3.75	0.47	0.94	0.22	1.50	3,000	9/16-12
				1.75	1.31		4.56	4.12	0.53	1.00	0.28	1.62		
K2027	K2007		0.62	1.75	1.31	2.56	4.56	4.19	0.56	1.00	0.25	1.59	4,000	5/8-11
				1.88	1.44		4.94	4.56	0.62	1.06	0.31	1.72		
K2028	K2008		0.75	2.00	1.44	2.81	5.06	4.69	0.62	1.12	0.25	1.72	5,000	3/4-10
				2.12	1.56		5.50	5.06	0.69	1.25	0.31	1.91		
K2029	K2009		0.88	2.25	1.56	3.19	5.75	5.31	0.75	1.31	0.31	2.03	7,000	7/8-9
				2.38	1.69		6.19	5.69	0.81	1.44	0.38	2.22		
K2030	K2010		1.00	2.50	1.69	3.56	6.44	5.94	0.88	1.50	0.38	2.22	9,000	1-8
				2.62	1.81		6.88	6.31	0.94	1.62	0.44	2.41		
K2031	K2011		1.12	2.75	1.94	4.06	7.31	6.69	1.00	1.69	0.44	2.59	12,000	1 1/8-7
				2.88	2.06		7.75	7.06	1.06	1.81	0.50	2.78		
K2032	K2012		1.25	3.00	2.12	4.44	8.00	7.31	1.09	1.88	0.50	2.84	15,000	1 1/4-7
				3.12	2.25		8.44	7.69	1.16	2.00	0.56	3.03		
K2034	K2014		1.50	3.50	2.44	5.19	9.22	8.56	1.31	2.12	0.50	3.19	21,000	1 1/2-6
				3.62	2.56		9.72	8.94	1.38	2.25	0.62	3.44		
K2035	K2015		1.75	3.75	2.75	6.00	10.50	9.50	1.50	2.50	0.50	3.88	28,000	1 3/4-5
				3.88	3.00		11.12	10.12	1.62	2.62	0.62	4.12		
K2036	K2016		2.00	4.00	3.06	6.88	11.53	10.56	1.75	2.88	0.62	4.25	38,000	2-4 1/2
				4.12/4.25	3.44		12.22	11.44	1.88	3.00	0.75	4.50		
K2037	K2017		2.50	5.00	3.81	8.50	14.59	13.19	2.19	3.62	0.88	5.50	56,000	2 1/2-4
				5.25	4.19		15.40	14.06	2.31	3.75	1.00	5.75		

Reprinted from ASME B18.15-1985 (R1995), by permission of The American Society of Mechanical Engineers. All Rights Reserved.



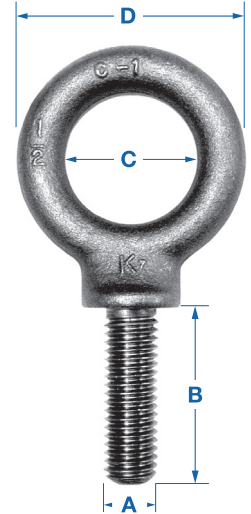
Caution: Rated capacity is for 0° vertical pulls. See Eyebolt Rated Capacity/Guidelines (page 7) for complete lifting information. Reference ASME B18.15 for additional dimensions. Swivel Hoist Rings (page 63) are recommended for angular lifts.

Eyebolts Shoulder Pattern

Drop Forged Carbon Steel, Self-Colored
 ASTM A489
 Fully Threaded: UNC-2A

Stock No.	A Shank Dia. & Thread UNC-2A	B Shank Length	C Eye I.D.	D Eye O.D.	Weight Lbs.	(Combination pricing for Eyebolts on page 9) Price Per Piece			
						1-99	100-499	500-999	1000+
K2021	1/4-20	1	3/4	1 3/16	0.06				
K2022	5/16-18	1 1/8	7/8	1 7/16	0.11				
K2023	3/8-16	1 1/4	1	1 21/32	0.18				
K2023-A	3/8-16	3/4	1	1 21/32	0.17				
K2023-AA	3/8-16	5/8	1	1 21/32	0.15				
K2024	7/16-14	1 3/8	1 3/32	1 27/32	0.23				
K2025	1/2-13	1 1/2	1 3/16	2 1/16	0.35				
K2025-A	1/2-13	1	1 3/16	2 1/16	0.33				
K2026	9/16-12	1 5/8	1 9/32	2 9/32	0.47				
K2027	5/8-11	1 3/4	1 3/8	2 1/2	0.70				
K2027-A	5/8-11	1 1/4	1 3/8	2 1/2	0.65				
K2028	3/4-10	2	1 1/2	2 13/16	1.10				
K2028-A	3/4-10	1 1/2	1 1/2	2 13/16	1.00				
K2028-AA	3/4-10	1 1/4	1 1/2	2 13/16	0.93				
K2029	7/8-9	2 1/4	1 11/16	3 1/4	1.70				
K2030	1-8	2 1/2	1 13/16	3 9/16	2.36				
K2031	1 1/8-7	2 3/4	2	4	3.41				
K2032	1 1/4-7	3	2 3/16	4 7/16	4.68				
K2034	1 1/2-6	3 1/2	2 1/2	5 3/16	7.77				
K2035	1 3/4-5	3 3/4	2 7/8	6 1/16	11.35				
K2036	2-4 1/2	4	3 1/4	6 7/8	16.70				
K2037	2 1/2-4	5	4	8 9/16	29.80				

For full dimension chart and rated capacities refer to page 8.
 Blanks in stock. Inquire for price.
 Different material grades and lengths available. Inquire for price & delivery.

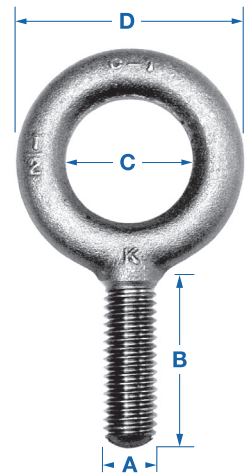


Eyebolts Plain Pattern

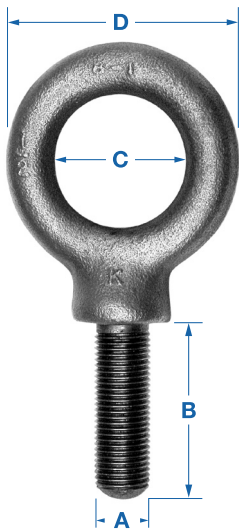
Drop Forged Carbon Steel, Self-Colored
 ASTM A489
 Fully Threaded: UNC-2A

Stock No.	A Shank Dia. & Thread UNC-2A	B Shank Length	C Eye I.D.	D Eye O.D.	Weight Lbs.	(Combination pricing for Eyebolts on page 9) Price Per Piece			
						1-99	100-499	500-999	1000+
K2001	1/4-20	1	3/4	1 3/16	0.06				
K2002	5/16-18	1 1/8	7/8	1 7/16	0.10				
K2003	3/8-16	1 1/4	1	1 21/32	0.15				
K2004	7/16-14	1 3/8	1 3/32	1 27/32	0.21				
K2005	1/2-13	1 1/2	1 3/16	2 1/16	0.30				
K2006	9/16-12	1 5/8	1 9/32	2 9/32	0.55				
K2007	5/8-11	1 3/4	1 3/8	2 1/2	0.61				
K2008	3/4-10	2	1 1/2	2 13/16	0.98				
K2009	7/8-9	2 1/4	1 11/16	3 1/4	1.53				
K2010	1-8	2 1/2	1 13/16	3 9/16	2.06				
K2011	1 1/8-7	2 3/4	2	4	2.96				
K2012	1 1/4-7	3	2 3/16	4 7/16	4.11				
K2014	1 1/2-6	3 1/2	2 1/2	5 3/16	6.73				
K2015	1 3/4-5	3 3/4	2 7/8	6 1/16	11.00				
K2016	2-4 1/2	4	3 1/4	6 7/8	16.25				
K2017	2 1/2-4	5	4	8 9/16	28.00				

For full dimension chart and rated capacities refer to page 8.
 Blanks in stock. Inquire for price.
 Different material grades and lengths available. Inquire for price & delivery.



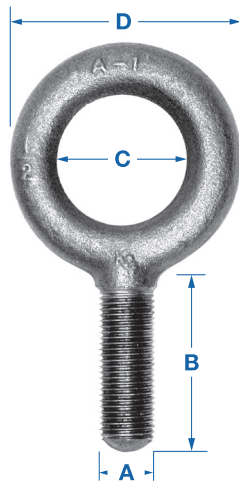
Fine Thread Eyebolts



Eyebolts - Fine Thread, Shoulder Pattern

Drop Forged Carbon Steel, Self-Colored
 ASTM A489
 Fully Threaded: UNF-2A

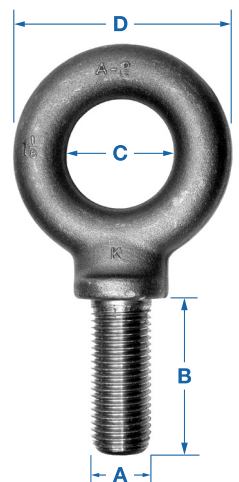
Stock No.	A Shank Dia. & Thread UNF-2A	B Shank Length	C Eye I.D.	D Eye O.D.	Weight Lbs.	(Combination pricing on Fine Thread Eyebolts)			
						Price Per Piece			
						1-99	100-499	500-999	1000+
K2021-UNF	1/4-28	1	3/4	1 3/16	0.06				
K2022-UNF	5/16-24	1 1/8	7/8	1 7/16	0.11				
K2023-UNF	3/8-24	1 1/4	1	1 21/32	0.18				
K2024-UNF	7/16-20	1 3/8	1 3/32	1 27/32	0.23				
K2025-UNF	1/2-20	1 1/2	1 3/16	2 1/16	0.35				
K2026-UNF	9/16-18	1 5/8	1 9/32	2 9/32	0.47				
K2027-UNF	5/8-18	1 3/4	1 3/8	2 1/2	0.70				
K2028-UNF	3/4-16	2	1 1/2	2 13/16	1.10				
K2029-UNF	7/8-14	2 1/4	1 11/16	3 1/4	1.70				
K2030-UNF	1-12	2 1/2	1 13/16	3 9/16	2.36				
K2030-UNS	1-14	2 1/2	1 13/16	3 9/16	2.36				
K2032-UNF	1 1/4-12	3	2 3/16	4 7/16	4.68				



Eyebolts - Fine Thread, Plain Pattern

Drop Forged Carbon Steel, Self-Colored
 ASTM A489
 Fully Threaded: UNF-2A

Stock No.	A Shank Dia. & Thread UNF-2A	B Shank Length	C Eye I.D.	D Eye O.D.	Weight Lbs.	(Combination pricing on Fine Thread Eyebolts)			
						Price Per Piece			
						1-99	100-499	500-999	1000+
K2001-UNF	1/4-28	1	3/4	1 3/16	0.06				
K2002-UNF	5/16-24	1 1/8	7/8	1 7/16	0.10				
K2003-UNF	3/8-24	1 1/4	1	1 21/32	0.15				
K2004-UNF	7/16-20	1 3/8	1 3/32	1 27/32	0.21				
K2005-UNF	1/2-20	1 1/2	1 3/16	2 1/16	0.30				
K2006-UNF	9/16-18	1 5/8	1 9/32	2-9/32	0.55				
K2007-UNF	5/8-18	1 3/4	1 3/8	2 1/2	0.61				
K2008-UNF	3/4-16	2	1 1/2	2 13/16	0.98				
K2009-UNF	7/8-14	2 1/4	1 11/16	3 1/4	1.53				
K2010-UNS	1-14	2 1/2	1 13/16	3 9/16	2.06				



Eyebolts - 8 & 6 Threads Per Inch, Shoulder & Plain Pattern

Drop Forged Carbon Steel, Self-Colored
 ASTM A489
 Fully Threaded: 8 T.P.I.

Stock No.	A Shank Dia. & Thread Spec T.P.I.	B Shank Length	C Eye I.D.	D Eye O.D.	Rated Capty. Lbs.	Weight Lbs.	Price Each
Shoulder Pattern							
K2031-8 SPEC.	1 1/8-8	2 3/4	2	4	12,000	3.45	
K2032-8 SPEC.	1 1/4-8	3	2 3/16	4 7/16	15,000	4.62	
K2033-6 SPEC.	1 3/8-6	3 1/2	2 1/2	5 3/16	17,900	7.53	
K2033-8 SPEC.	1 3/8-8	3 1/2	2 1/2	5 3/16	17,900	7.24	
K2034-8 SPEC.	1 1/2-8	3 1/2	2 1/2	5 3/16	21,000	7.53	
K2038-8 SPEC.	1 5/8-8	3 3/4	2 7/8	6 1/16	24,300	11.32	
K2035-8 SPEC.	1 3/4-8	3 3/4	2 7/8	6 1/16	28,000	11.95	
K2039-8 SPEC.	1 7/8-8	4	3 1/4	6 7/8	34,500	16.83	
K2036-8 SPEC.	2-8	4	3 1/4	6 7/8	38,000	16.70	
K2037-8 SPEC.	2 1/2-8	5	4	8 9/16	56,000	29.80	
Plain Pattern							
K2015-8 SPEC.	1 3/4-8	3 3/4	2 7/8	6 1/6	28,000	11.00	
K2016-8 SPEC.	2-8	4	3 1/4	6 7/8	38,000	16.25	
K2017-8 SPEC.	2 1/2-8	5	4	8 9/16	56,000	28.00	

8 & 6 T.P.I. Eyebolts

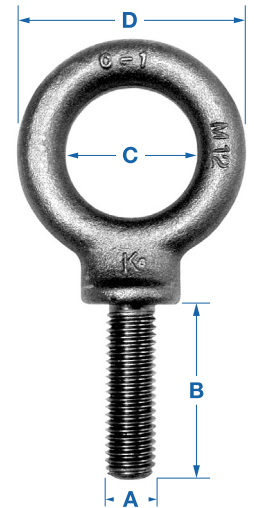
Eyebolts - Metric Shoulder Pattern

Drop Forged Carbon Steel, Self-Colored
 Fully Threaded: ISO Coarse Thread-6g

(Combination pricing on Metric Eyebolts)

Stock No.	Approx. Equiv. in Inches	A Thread Size	B Shank Length	C Eye I.D.	D Eye O.D.	Weight Lbs.	Rated Capty. in Kgs.	Rated Capty. in Lbs.	Price Per Piece			
									1-99	100-499	500-999	1000+
M6	1/4	M6 x 1.00	25.4	19.0	30.0	0.06	210	462				
M7	5/16	M7 x 1.00	28.5	22.0	36.5	0.10	370	814				
M8	3/8	M8 x 1.25	31.7	25.0	43.0	0.17	500	1,110				
M10	7/16	M10 x 1.50	35.0	27.0	46.0	0.24	740	1,628				
M12	1/2	M12 x 1.75	38.0	30.0	54.0	0.36	1,030	2,266				
M14	9/16	M14 x 2.00	41.1	33.0	58.0	0.48	1,600	3,520				
M16	5/8	M16 x 2.00	44.5	35.0	65.0	0.69	1,600	3,520				
M18	3/4	M18 x 2.50	51.0	38.0	71.5	1.10	2,140	4,708				
M20	7/8	M20 x 2.50	57.0	41.0	81.0	1.51	2,860	6,292				
M22	1	M22 x 2.50	63.5	46.0	90.4	2.11	2,860	6,292				
M24	1	M24 x 3.00	63.5	46.0	90.4	2.36	3,850	8,470				
M27	1 1/8	M27 x 3.00	70.0	51.0	103.0	3.41	5,200	11,440				
M30	1 1/4	M30 x 3.50	76.0	55.0	112.7	4.68	6,400	14,080				
M36	1 1/2	M36 x 4.00	89.0	63.0	131.8	7.77	8,970	19,734				
M42	1 5/8	M42 x 4.50	95.0	73.0	152.4	11.10	11,960	26,312				
M45	1 3/4	M45 x 4.50	95.0	73.0	152.4	11.35	12,720	27,984				
M48	1 7/8	M48 x 5.00	101.6	82.0	174.6	15.90	16,400	36,080				
M52	2	M52 x 5.00	101.6	82.0	174.6	16.70	17,300	38,060				
M64	2 1/2	M64 x 6.00	127.0	102.0	217.5	29.80	24,458	53,931				

Longer lengths available M6 through M24. Inquire for price & delivery.
 Plain Pattern available. Inquire for price & delivery.



Metric Eyebolts

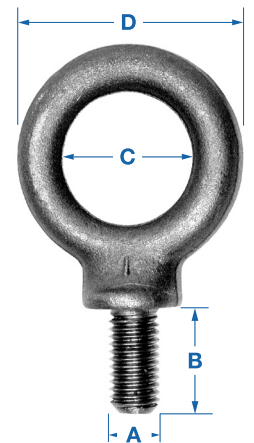
Eyebolts - Metric, Short Shank Shoulder Pattern

Drop Forged Carbon Steel, Self-Colored
 Fully Threaded: ISO Coarse Thread-6g

(Combination pricing on Metric Eyebolts)

Stock No.	Approx. Equiv. in Inches	A Thread Size	B Shank Length	C Eye I.D.	D Eye O.D.	Weight Lbs.	Rated Capty. in Kgs.	Rated Capty. in Lbs.	Price Per Piece			
									1-99	100-499	500-999	1000+
M6-A	1/4	M6 x 1.00	12.0	19.0	30.0	0.04	210	462				
M7-A	5/16	M7 x 1.00	14.0	22.0	36.5	0.08	370	814				
M8-A	3/8	M8 x 1.25	16.0	25.0	43.0	0.15	500	1,110				
M10-A	7/16	M10 x 1.50	20.0	27.0	46.0	0.22	740	1,628				
M12-A	1/2	M12 x 1.75	25.4	30.0	54.0	0.34	1,030	2,266				
M14-A	9/16	M14 x 2.00	28.0	33.0	58.0	0.46	1,600	3,520				
M16-A	5/8	M16 x 2.00	32.0	35.0	65.0	0.67	1,600	3,520				
M18-A	3/4	M18 x 2.50	36.0	38.0	71.5	1.08	2,140	4,708				
M20-A	7/8	M20 x 2.50	40.0	41.0	81.0	1.49	2,860	6,292				
M22-A	1	M22 x 2.50	44.0	46.0	90.4	2.09	2,860	6,292				
M24-A	1	M24 x 3.00	48.0	46.0	90.4	2.34	3,850	8,470				
M27-A	1 1/8	M27 x 3.00	48.0	51.0	103.0	2.39	5,200	11,440				
M30-A	1 1/4	M30 x 3.50	60.0	55.0	112.7	4.66	6,400	14,080				
M36-A	1 1/2	M36 x 4.00	72.0	63.0	131.8	7.75	8,970	19,734				
M42-A	1 5/8	M42 x 4.50	84.0	73.0	152.4	11.80	11,960	26,312				
M45-A	1 3/4	M45 x 4.50	84.0	73.0	152.4	11.33	12,720	27,984				
M48-A	1 7/8	M48 x 5.00	96.0	82.0	174.6	15.88	16,400	36,080				
M52-A	2	M52 x 5.00	96.0	82.0	174.6	16.68	17,300	38,060				

Longer lengths available M6 through M24. Inquire for price & delivery.
 Plain Pattern available. Inquire for price & delivery.





Eyebolts - Long Shanks Shoulder Pattern

Drop Forged Carbon Steel, Self-Colored
 ASTM A489
 Fully Threaded: UNC-2A

Stock No.	A Shank Dia. & Thread UNC-2A	B Shank Length	C Eye I.D.	D Eye O.D.	Weight Lbs.	(Combination pricing on Long Shank Eyebolts)			
						Price Per Piece			
						1-99	100-499	500-999	1000+
K2021-2	1/4-20	2	3/4	1 3/16	0.06				
K2021-3	1/4-20	3	3/4	1 3/16	0.08				
K2021-4	1/4-20	4	3/4	1 3/16	0.09				
K2022-2	5/16-18	2	7/8	1 7/16	0.12				
K2022-B	5/16-18	2 1/2	7/8	1 7/16	0.13				
K2022-3	5/16-18	3	7/8	1 7/16	0.14				
K2022-4	5/16-18	4	7/8	1 7/16	0.16				
K2023-B	3/8-16	2 1/2	1	1 21/32	0.20				
K2023-3	3/8-16	3	1	1 21/32	0.21				
K2023-4	3/8-16	4	1	1 21/32	0.24				
K2023-4-1/2	3/8-16	4 1/2	1	1 21/32	0.26				
K2023-6	3/8-16	6	1	1 21/32	0.29				
K2024-2	7/16-14	2	1 3/32	1 27/32	0.22				
K2024-3	7/16-14	3	1 3/32	1 27/32	0.26				
K2024-4	7/16-14	4	1 3/32	1 27/32	0.30				
K2024-4-1/2	7/16-14	4 1/2	1 3/32	1 27/32	0.33				
K2024-6	7/16-14	6	1 3/32	1 27/32	0.39				
K2025-2	1/2-13	2	1 3/16	2 1/16	0.41				
K2025-2-1/4	1/2-13	2 1/4	1 3/16	2 1/16	0.43				
K2025-B	1/2-13	2 1/2	1 3/16	2 1/16	0.44				
K2025-3	1/2-13	3	1 3/16	2 1/16	0.45				
K2025-3-1/2	1/2-13	3 1/2	1 3/16	2 1/16	0.47				
K2025-4	1/2-13	4	1 3/16	2 1/16	0.50				
K2025-4-1/2	1/2-13	4 1/2	1 3/16	2 1/16	0.53				
K2025-6	1/2-13	6	1 3/16	2 1/16	0.59				
K2027-2	5/8-11	2	1 3/8	2 1/2	0.72				
K2027-2-3/8	5/8-11	2 3/8	1 3/8	2 1/2	0.75				
K2027-B	5/8-11	2 1/2	1 3/8	2 1/2	0.76				
K2027-2-5/8	5/8-11	2 5/8	1 3/8	2 1/2	0.78				
K2027-3	5/8-11	3	1 3/8	2 1/2	0.81				
K2027-3-1/2	5/8-11	3 1/2	1 3/8	2 1/2	0.85				
K2027-4	5/8-11	4	1 3/8	2 1/2	0.89				
K2027-4-1/2	5/8-11	4 1/2	1 3/8	2 1/2	0.90				
K2027-5-1/2	5/8-11	5 1/2	1 3/8	2 1/2	0.95				
K2027-6	5/8-11	6	1 3/8	2 1/2	0.99				
K2028-B	3/4-10	2 1/2	1 1/2	2 13/16	0.98				
K2028-3	3/4-10	3	1 1/2	2 13/16	1.05				
K2028-3-1/2	3/4-10	3 1/2	1 1/2	2 13/16	1.11				
K2028-3-3/4	3/4-10	3 3/4	1 1/2	2 13/16	1.14				
K2028-4	3/4-10	4	1 1/2	2 13/16	1.17				
K2028-4-1/2	3/4-10	4 1/2	1 1/2	2 13/16	1.23				
K2028-5	3/4-10	5	1 1/2	2 13/16	1.30				
K2028-6	3/4-10	6	1 1/2	2 13/16	1.42				
K2030-3	1-8	3	1 13/16	3 9/16	2.26				
K2030-4	1-8	4	1 13/16	3 9/16	2.48				
K2030-4-1/2	1-8	4 1/2	1 13/16	3 9/16	2.50				
K2030-5	1-8	5	1 13/16	3 9/16	2.71				
K2030-6	1-8	6	1 13/16	3 9/16	2.93				


Blanks in stock. Inquire for price.

Eyebolts - Long Shanks Plain Pattern

Drop Forged Carbon Steel, Self-Colored
 ASTM A489
 Fully Threaded: UNC-2A


Stock No.	A Shank Dia. & Thread UNC-2A	B Shank Length	C Eye I.D.	D Eye O.D.	Weight Lbs.	(Combination pricing on Long Shank Eyebolts)			
						Price Per Piece			
						1-99	100-499	500-999	1000+
K2003-B	3/8-16	2 1/2	1	1 21/32	0.18				
K2003-3	3/8-16	3	1	1 21/32	0.19				
K2003-4	3/8-16	4	1	1 21/32	0.22				
K2003-4-1/2	3/8-16	4 1/2	1	1 21/32	0.23				
K2003-6	3/8-16	6	1	1 21/32	0.28				
K2005-B	1/2-16	2 1/2	1 3/16	2 1/16	0.33				
K2005-3	1/2-13	3	1 3/16	2 1/16	0.36				
K2005-4	1/2-13	4	1 3/16	2 1/16	0.41				
K2005-4-1/2	1/2-13	4 1/2	1 3/16	2 1/16	0.46				
K2005-6	1/2-13	6	1 3/16	2 1/16	0.52				
K2007-B	5/8-11	2 1/2	1 3/8	2 1/2	0.60				
K2007-3	5/8-11	3	1 3/8	2 1/2	0.64				
K2007-4	5/8-11	4	1 3/8	2 1/2	0.73				
K2007-4-1/2	5/8-11	4 1/2	1 3/8	2 1/2	0.77				
K2007-6	5/8-11	6	1 3/8	2 1/2	0.90				
K2008-B	3/4-10	2 1/2	1 1/2	2 13/16	0.91				
K2008-3	3/4-10	3	1 1/2	2 13/16	0.97				
K2008-4	3/4-10	4	1 1/2	2 13/16	1.09				
K2008-4-1/2	3/4-10	4 1/2	1 1/2	2 13/16	1.15				
K2008-5	3/4-10	5	1 1/2	2 13/16	1.22				
K2008-6	3/4-10	6	1 1/2	2 13/16	1.34				
K2009-3	7/8-9	3	1 11/16	3 1/4	1.42				
K2009-4	7/8-9	4	1 11/16	3 1/4	1.59				
K2009-4-1/2	7/8-9	4 1/2	1 11/16	3 1/4	1.68				
K2009-5	7/8-9	5	1 11/16	3 1/4	1.76				
K2009-6	7/8-9	6	1 11/16	3 1/4	1.93				

Blanks in stock. Inquire for price.



Long Shank Eyebolts





Eyebolts - Zinc Plated Shoulder Pattern

Drop Forged Carbon Steel
 ASTM A489
 Fully Threaded: UNC-2A *before plating*

Stock No.	A Shank Dia. & Thread UNC-2A*	B Shank Length	C Eye I.D.	D Eye O.D.	Weight Lbs.	(Combination pricing on Zinc Plated Eyebolts)			
						Price Per Piece			
						1-99	100-499	500-999	1000+
K2021-ZN	1/4-20	1	3/4	1 3/16	0.06				
K2022-ZN	5/16-18	1 1/8	7/8	1 7/16	0.11				
K2023-ZN	3/8-16	1 1/4	1	1 21/32	0.18				
K2024-ZN	7/6-14	1 3/8	1 3/32	1 27/32	0.23				
K2025-ZN	1/2-13	1 1/2	1 3/16	2 1/16	0.35				
K2025-A-ZN	1/2-13	1	1 3/16	2 1/16	0.33				
K2026-ZN	9/16-12	1 5/8	1 9/32	2 9/32	0.47				
K2027-A-ZN	5/8-11	1 1/4	1 3/8	2 1/2	0.65				
K2027-ZN	5/8-11	1 3/4	1 3/8	2 1/2	0.70				
K2028-ZN	3/4-10	2	1 1/2	2 13/16	1.10				
K2029-ZN	7/8-9	2 1/4	1 11/16	3 1/4	1.70				
K2030-ZN	1-8	2 1/2	1 13/16	3 9/16	2.36				
K2031-ZN	1 1/8-7	2 3/4	2	4	3.41				
K2032-ZN	1 1/4-7	3	2 3/16	4 7/16	4.68				
K2034-ZN	1 1/2-6	3 1/2	2 1/2	5 3/16	7.77				
K2035-ZN	1 3/4-5	3 3/4	2 7/8	6 1/16	11.35				
K2036-ZN	2-4 1/2	4	3 1/4	6 7/8	16.70				
K2037-ZN	2 1/2-4	5	4	8 9/16	29.80				

*Before Plating.

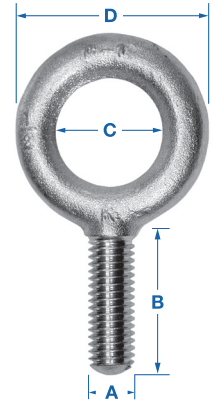
Eyebolts - Zinc Plated Plain Pattern

Drop Forged Carbon Steel
 ASTM A489

Fully Threaded: UNC-2A *before plating*

Stock No.	A Shank Dia. & Thread UNC-2A*	B Shank Length	C Eye I.D.	D Eye O.D.	Weight Lbs.	(Combination pricing on Zinc Plated Eyebolts)			
						Price Per Piece			
						1-99	100-499	500-999	1000+
K2001-ZN	1/4-20	1	3/4	1 3/16	0.06				
K2002-ZN	5/16-18	1 1/8	7/8	1 7/16	0.10				
K2003-ZN	3/8-16	1 1/4	1	1 21/32	0.15				
K2004-ZN	7/16-14	1 3/8	1 3/32	2 27/32	0.21				
K2005-ZN	1/2-13	1 1/2	1 3/16	2 1/16	0.30				
K2006-ZN	9/16-12	1 5/8	1 9/32	2 9/32	0.55				
K2007-ZN	5/8-11	1 3/4	1 3/8	2 9/32	0.61				
K2008-ZN	3/4-10	2	1 1/2	2 13/16	0.98				
K2009-ZN	7/8-9	2 1/4	1 11/16	3 1/4	1.53				
K2010-ZN	1-8	2 1/2	1 13/16	3 9/16	2.06				
K2011-ZN	1 1/8-7	2 3/4	2	4	2.96				
K2012-ZN	1 1/4-7	3	2 3/16	4 7/16	4.11				
K2014-ZN	1 1/2-6	3 1/2	2 1/2	5 3/16	6.73				
K2015-ZN	1 3/4-5	3 3/4	2 7/8	6 1/16	11.00				
K2016-ZN	2-4 1/2	4	3 1/4	6 7/8	16.25				
K2017-ZN	2 1/2-4	5	4	8 9/16	28.00				

**Before Plating.*



Zinc Plated Eyebolts

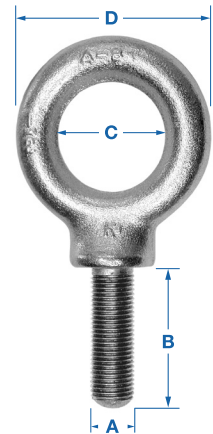
Eyebolts - Zinc Plated - Fine Thread Shoulder Pattern

Drop Forged Carbon Steel
 ASTM A489

Fully Threaded: UNS-2A *before plating*

Stock No.	A Shank Dia. & Thread UNS-2A*	B Shank Length	C Eye I.D.	D Eye O.D.	Weight Lbs.	(Combination pricing on Zinc Plated Eyebolts)			
						Price Per Piece			
						1-99	100-499	500-999	1000+
K2029-UNF-ZN	7/8-14	2 1/4	1 11/16	3 1/4	1.70				
K2030-UNS-ZN	1-14	2 1/2	1 13/16	3 9/16	2.36				

**Before Plating.*




Eyebolts - Zinc Plated - Fine Thread Plain Pattern


Drop Forged Carbon Steel
 ASTM A489

Fully Threaded: UNS-2A *before plating*

Stock No.	A Shank Dia. & Thread UNC-2A*	B Shank Length	C Eye I.D.	D Eye O.D.	Weight Lbs.	(Combination pricing on Zinc Plated Eyebolts)			
						Price Per Piece			
						1-99	100-499	500-999	1000+
K2006-UNF-ZN	9/16-18	1 5/8	1 9/32	2 9/32	0.55				
K2009-UNF-ZN	7/8-14	2 1/4	1 11/16	3 1/4	1.53				
K2010-UNF-ZN	7/8-14	2 1/2	1 13/16	3 9/16	2.06				
K2010-UNS-ZN	7/8-14	2 1/2	1 13/16	3 9/16	2.06				

**Before Plating.*





Eyebolts - Zinc Plated - Long Shank Shoulder Pattern

Drop Forged Carbon Steel
 ASTM A489
 Fully Threaded: UNC-2A *before plating*

Stock No.	A Shank Dia. & Thread UNC-2A*	B Shank Length	C Eye I.D.	D Eye O.D.	Weight Lbs.	(Combination pricing on Zinc Plated Eyebolts)			
						Price Per Piece			
						1-99	100-499	500-999	1000+
K2021-2-ZN	1/4-20	2	3/4	1 3/16	0.06				
K2021-3-ZN	1/4-20	3	3/4	1 3/16	0.15				
K2022-2-ZN	5/16-18	2	7/8	1 7/16	0.12				
K2022-B-ZN	5/16-18	2 1/2	7/8	1 7/16	0.13				
K2022-3-ZN	5/16-18	3	7/8	1 7/16	0.14				
K2022-4-ZN	5/16-18	4	7/8	1 7/16	0.16				
K2023-B-ZN	3/8-16	2 1/2	1	1 21/32	0.20				
K2023-3-ZN	3/8-16	3	1	1 21/32	0.21				
K2023-4-ZN	3/8-16	4	1	1 21/32	0.24				
K2023-4-1/2-ZN	3/8-16	4 1/2	1	1 21/32	0.25				
K2023-6-ZN	3/8-16	6	1	1 21/32	0.29				
K2024-2-ZN	7/16-14	2	1 3/32	1 27/32	0.22				
K2024-3-ZN	7/16-14	3	1 3/32	1 27/32	0.23				
K2024-4-ZN	7/16-14	4	1 3/32	1 27/32	0.30				
K2024-4-1/2-ZN	7/16-14	4 1/2	1 3/32	1 27/32	0.33				
K2025-B-ZN	1/2-13	2 1/2	1 3/16	2 1/16	0.44				
K2025-3-ZN	1/2-13	3	1 3/16	2 1/16	0.45				
K2025-4-ZN	1/2-13	4	1 3/16	2 1/16	0.50				
K2025-4-1/2-ZN	1/2-13	4 1/2	1 3/16	2 1/16	0.51				
K2025-6-ZN	1/2-13	6	1 3/16	2 1/16	0.59				
K2027-B-ZN	5/8-11	2 1/2	1 3/8	2 1/2	0.76				
K2027-3-ZN	5/8-11	3	1 3/8	2 1/2	0.81				
K2027-4-ZN	5/8-11	4	1 3/8	2 1/2	0.89				
K2027-4-1/2-ZN	5/8-11	4 1/2	1 3/8	2 1/2	0.94				
K2027-6-ZN	5/8-11	6	1 3/8	2 1/2	0.99				
K2028-B-ZN	3/4-10	2 1/2	1 1/2	2 13/16	0.98				
K2028-3-ZN	3/4-10	3	1 1/2	2 13/16	1.05				
K2028-4-ZN	3/4-10	4	1 1/2	2 13/16	1.17				
K2028-4-1/2-ZN	3/4-10	4 1/2	1 1/2	2 13/16	1.23				
K2028-5-ZN	3/4-10	5	1 1/2	2 13/16	1.30				
K2028-6-ZN	3/4-10	6	1 1/2	2 13/16	1.42				
K2030-3-ZN	1-8	3	1 13/16	3 9/16	2.26				
K2030-4-ZN	1-8	4	1 13/16	3 9/16	2.48				
K2030-4-1/2-ZN	1-8	4 1/2	1 13/16	3 9/16	2.60				
K2030-5-ZN	1-8	5	1 13/16	3 9/16	2.71				

* *before plating*

Eyebolts - Zinc Plated - Long Shank Plain Pattern

Drop Forged Carbon Steel
 ASTM A489

Fully Threaded: UNC-2A *before plating*

Stock No.	A Shank Dia. & Thread UNC-2A*	B Shank Length	C Eye I.D.	D Eye O.D.	Weight Lbs.	(Combination pricing on Zinc Plated Eyebolts)			
						Price Per Piece			
						1-99	100-499	500-999	1000+
K2003-B-ZN	3/8-16	2 1/2	1	1 21/32	0.18				
K2003-3-ZN	3/8-16	3	1	1 21/32	0.19				
K2003-4-ZN	3/8-16	4	1	1 21/32	0.22				
K2003-4-1/2-ZN	3/8-16	4 1/2	1	1 21/32	0.24				
K2003-6-ZN	3/8-16	6	1	1 21/32	0.28				
K2005-B-ZN	1/2-13	2 1/2	1 3/16	2 1/16	0.33				
K2005-3-ZN	1/2-13	3	1 3/16	2 1/16	0.36				
K2005-4-ZN	1/2-13	4	1 3/16	2 1/16	0.41				
K2005-4-1/2-ZN	1/2-13	4 1/2	1 3/16	2 1/16	0.44				
K2005-6-ZN	1/2-13	6	1 3/16	2 1/16	0.52				
K2007-B-ZN	5/8-11	2 1/2	1 3/8	2 1/2	0.60				
K2007-3-ZN	5/8-11	3	1 3/8	2 1/2	0.64				
K2007-4-ZN	5/8-11	4	1 3/8	2 1/2	0.73				
K2007-4-1/2-ZN	5/8-11	4 1/2	1 3/8	2 1/2	0.77				
K2007-6-ZN	5/8-11	6	1 3/8	2 1/2	0.90				
K2008-B-ZN	3/4-10	2 1/2	1 1/2	2 13/16	0.91				
K2008-3-ZN	3/4-10	3	1 1/2	2 13/16	0.97				
K2008-4-ZN	3/4-10	4	1 1/2	2 13/16	1.09				
K2008-4-1/2-ZN	3/4-10	4 1/2	1 1/2	2 13/16	1.15				
K2008-5-ZN	3/4-10	5	1 1/2	2 13/16	1.22				
K2008-6-ZN	3/4-10	6	1 1/2	2 13/16	1.34				
K2009-3-ZN	7/8-9	3	1 11/16	3 1/4	1.42				
K2009-4-ZN	7/8-9	4	1 11/16	3 1/4	1.59				
K2009-4-1/2-ZN	7/8-9	4 1/2	1 11/16	3 1/4	1.68				
K2009-5-ZN	7/8-9	5	1 11/16	3 1/4	1.76				

* *before plating*



Zinc Plated Eyebolts

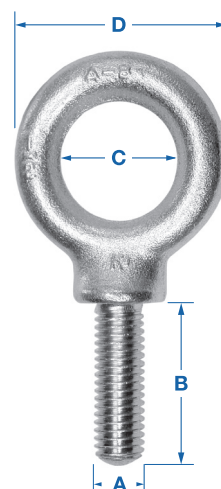
Eyebolts - Zinc Plated - Metric Shoulder Pattern

Drop Forged Carbon Steel

Fully Threaded: ISO Coarse Thread-6g *before plating*


Stock No.	Approx. Equiv. in Inches	A Thread Size *	B Shank Length	C Eye I.D.	D Eye O.D.	Weight Lbs.	Rated Capty. in Kgs.	Rated Capty. in Lbs.	Price Per Piece			
									1-99	100-499	500-999	1000+
M10-ZN	7/16	M10 x 1.50	35.0	27.0	46.0	0.24	740	1,628				

* *before plating*



Eyebolts - Galvanized Shoulder Pattern

Drop Forged Carbon Steel
 ASTM A489 Fully Threaded: UNC-2A *before galvanizing*
 Mating part must be oversized in accordance with ASTM A 563



Stock No.	A Shank Dia. & Thread UNC-2A*	B Shank Length	C Eye I.D.	D Eye O.D.	Weight Lbs.	(Combination pricing on Galvanized Eyebolts)			
						Price Per Piece			
						1-99	100-499	500-999	1000+
K2022-HDG	5/16-18	1 1/8	7/8	1 7/16	0.11				
K2023-HDG	3/8-16	1 1/4	1	1 21/32	0.18				
K2023-A-HDG	3/8-16	3/4	1	1 21/32	0.17				
K2024-HDG	7/16-14	1 3/8	1 3/32	1 27/32	0.23				
K2025-HDG	1/2-13	1 1/2	1 3/16	2 1/16	0.35				
K2025-A-HDG	1/2-13	1	1 3/16	2 1/16	0.33				
K2026-HDG	9/16-12	1 5/8	1 9/32	2 9/32	0.47				
K2027-HDG	5/8-11	1 3/4	1 3/8	2 1/2	0.70				
K2027-A-HDG	5/8-11	1 1/4	1 3/8	2 1/2	0.61				
K2028-HDG	3/4-10	2	1 1/2	2 13/16	1.10				
K2028-A-HDG	3/4-10	1 1/2	1 1/2	2 13/16	1.00				
K2029-HDG	7/8-9	2 1/4	1 11/16	3 1/4	1.70				
K2030-HDG	1-8	2 1/2	1 13/16	3 9/16	2.36				
K2031-HDG	1 1/8-7	2 3/4	2	4	3.41				
K2032-HDG	1 1/4-7	3	2 3/16	4 7/16	4.68				
K2034-HDG	1-1/2-6	3 1/2	2 1/2	5 3/16	7.77				
K2035-HDG	1 3/4-5	3 3/4	2 7/8	6 1/16	11.35				
K2036-HDG	2-4 1/2	4	3 1/4	6 7/8	16.70				
K2037-HDG	2 1/2-4	5	4	8 9/16	28.80				

**Before galvanizing.*

Eyebolts - Galvanized, Long Shank

Shoulder Pattern


Drop Forged Carbon Steel

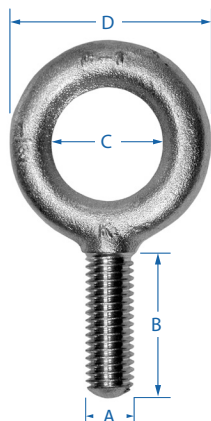
ASTM A489 Fully Threaded: UNC-2A *before galvanizing*

Mating part must be oversized in accordance with ASTM A 563

Stock No.	A Shank Dia. & Thread UNC-2A*	B Shank Length	C Eye I.D.	D Eye O.D.	Weight Lbs.	(Combination pricing on Galvanized Eyebolts)			
						Price Per Piece			
						1-99	100-499	500-999	1000+
K2022-2-HDG	5/16-18	2	7/8	1 7/16	0.12				
K2022-3-HDG	5/16-18	3	7/8	1 7/16	0.14				
K2022-4-HDG	5/16-18	4	7/8	1 7/16	0.16				
K2023-B-HDG	3/8-16	2 1/2	1	1 21/32	0.20				
K2023-3-HDG	3/8-16	3	1	1 21/32	0.21				
K2023-4-HDG	3/8-16	4	1	1 21/32	0.24				
K2023-4-1/2-HDG	3/8-16	4 1/2	1	1 21/32	0.26				
K2024-2-HDG	7/16-14	2	1 3/32	1 27/32	0.22				
K2024-3-HDG	7/16-14	3	1 3/32	1 27/32	0.26				
K2024-4-HDG	7/16-14	4	1 3/32	1 27/32	0.30				
K2024-4-1/2-HDG	7/16-14	4 1/2	1 3/32	1 27/32	0.33				
K2025-B-HDG	1/2-13	2 1/2	1 3/16	2 1/16	0.44				
K2025-3-HDG	1/2-13	3	1 3/16	2 1/16	0.45				
K2025-4-HDG	1/2-13	4	1 3/16	2 1/16	0.50				
K2025-4-1/2-HDG	1/2-13	4 1/2	1 3/16	2 1/16	0.53				
K2027-B-HDG	5/8-11	2 1/2	1 3/8	2 1/2	0.76				
K2027-3-HDG	5/8-11	3	1 3/8	2 1/2	0.81				
K2027-4-HDG	5/8-11	4	1 3/8	2 1/2	0.89				
K2027-4-1/2-HDG	5/8-11	4 1/2	1 3/8	2 1/2	0.94				
K2028-B-HDG	3/4-10	2 1/2	1 1/2	2 13/16	0.98				
K2028-3-HDG	3/4-10	3	1 1/2	2 13/16	1.05				
K2028-4-HDG	3/4-10	4	1 1/2	2 13/16	1.17				
K2028-4-1/2-HDG	3/4-10	4 1/2	1 1/2	2 13/16	1.23				
K2028-5-HDG	3/4-10	5	1 1/2	2 13/16	1.30				
K2030-3-HDG	1-8	3	1 13/16	3 9/16	2.26				
K2030-4-HDG	1-8	4	1 13/16	3 9/16	2.48				
K2030-4-1/2-HDG	1-8	4 1/2	1 13/16	3 9/16	2.60				
K2030-5-HDG	1-8	5	1 13/16	3 9/16	2.71				

*Before galvanizing.





Eyebolts - Galvanized Plain Pattern

Drop Forged Carbon Steel
 ASTM A489 Fully Threaded: UNC-2A *before galvanizing*
 Mating part must be oversized in accordance with ASTM A 563

Stock No.	A Shank Dia. & Thread UNC-2A*	B Shank Length	C Eye I.D.	D Eye O.D.	Weight Lbs.	(Combination pricing on Galvanized Eyebolts) Price Per Piece			
						1-99	100-499	500-999	1000+
K2002-HDG	5/16-18	1 1/8	7/8	1 7/16	0.10				
K2003-HDG	3/8-16	1 1/4	1	1 21/32	0.15				
K2004-HDG	7/16-14	1 3/8	1 3/32	1 27/32	0.21				
K2005-HDG	1/2-13	1 1/2	1 3/16	2 1/16	0.30				
K2006-HDG	9/16-12	1 5/8	1 9/32	2 9/32	0.55				
K2007-HDG	5/8-11	1 3/4	1 3/8	2 1/2	0.61				
K2008-HDG	3/4-12	2	1 1/2	2 13/16	0.98				
K2009-HDG	7/8-9	2 1/4	1 11/16	3 1/4	1.53				
K2010-HDG	1-8	2 1/2	1 13/16	3 9/16	2.06				
K2011-HDG	1 1/8-7	2 3/4	2	4	2.96				
K2012-HDG	1 1/4-7	3	2 3/16	4 7/16	4.11				
K2014-HDG	1 1/2-6	3 1/2	2 1/2	5 3/16	6.73				
K2015-HDG	1 3/4-5	3 3/4	2 7/8	6 1/16	11.00				
K2016-HDG	2-4 1/2	4	3 1/4	6 7/8	16.25				
K2017-HDG	2 1/2-4	5	4	8 9/16	28.00				

**Before galvanizing.*



Eyebolts - Galvanized, Long Shank Plain Pattern

Drop Forged Carbon Steel
 ASTM A489 Fully Threaded: UNC-2A *before galvanizing*
 Mating part must be oversized in accordance with ASTM A 563

Stock No.	A Shank Dia. & Thread UNC-2A*	B Shank Length	C Eye I.D.	D Eye O.D.	Weight Lbs.	(Combination pricing on Galvanized Eyebolts) Price Per Piece			
						1-99	100-499	500-999	1000+
K2003-B-HDG	3/8-16	2 1/2	1	1 21/32	0.18				
K2003-3-HDG	3/8-16	3	1	1 21/32	0.19				
K2003-4-HDG	3/8-16	4	1	1 21/32	0.22				
K2003-4-1/2-HDG	3/8-16	4 1/2	1	1 21/32	0.24				
K2005-B-HDG	1/2-13	2 1/2	1 3/16	2 1/16	0.33				
K2005-3-HDG	1/2-13	3	1 3/16	2 1/16	0.36				
K2005-4-HDG	1/2-13	4	1 3/16	2 1/16	0.42				
K2005-4-1/2-HDG	1/2-13	4 1/2	1 3/16	2 1/16	0.44				
K2007-B-HDG	5/8-11	2 1/2	1 3/8	2 1/2	0.60				
K2007-3-HDG	5/8-11	3	1 3/8	2 1/2	0.64				
K2007-4-HDG	5/8-11	4	1 3/8	2 1/2	0.73				
K2007-4-1/2-HDG	5/8-11	4 1/2	1 3/8	2 1/2	0.77				
K2008-B-HDG	3/4-10	2 1/2	1 1/2	2 13/16	0.91				
K2008-3-HDG	3/4-10	3	1 1/2	2 13/16	0.97				
K2008-4-HDG	3/4-10	4	1 1/2	2 13/16	1.09				
K2008-4-1/2-HDG	3/4-10	4 1/2	1 1/2	2 13/16	1.15				
K2008-5-HDG	3/4-10	5	1 1/2	2 13/16	1.22				
K2009-3-HDG	7/8-9	3	1 11/16	3 1/4	1.42				
K2009-4-HDG	7/8-9	4	1 11/16	3 1/4	1.59				
K2009-4-1/2-HDG	7/8-9	4 1/2	1 11/16	3 1/4	1.68				
K2009-5-HDG	7/8-9	5	1 11/16	3 1/4	1.76				

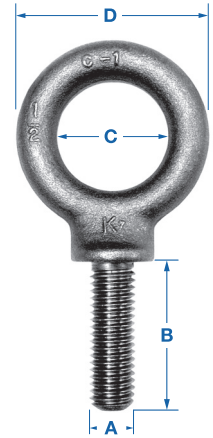
**Before galvanizing.*

Eyebolts - 8620 Alloy Shoulder Pattern

Drop Forged Carbon Steel, Self-Colored
 ASTM F 541
 Fully Threaded: UNC-2A

Stock No.	A Shank Dia. & Thread UNC-2A	B Shank Length	C Eye I.D.	D Eye O.D.	Weight Lbs.	Rated Capty. Lbs.	(Combination pricing on 8620 Alloy Eyebolts)				
							Price Per Piece				
							1-10	11-99	100-499	500-999	1000+
K2023-LT	3/8-16	1 1/4	1	1 21/32	0.18	1,480					
K2025-LT	1/2-13	1 1/2	1 3/16	2 1/16	0.35	2,700					
K2027-LT	5/8-11	1 3/4	1 3/8	2 1/2	0.70	4,300					
K2028-LT	3/4-10	2	1 1/2	2 13/16	1.10	6,400					
K2029-LT	7/8-9	2 1/4	1 11/16	3 1/4	1.70	8,800					
K2030-LT	1-8	2 1/2	1 13/16	3 9/16	2.36	11,600					
K2032-LT	1 1/4-7	3	2 3/16	4 7/16	4.68	18,400					
K2034-LT	1 1/2-6	3 1/2	2 1/2	5 3/16	7.77	26,600					
K2036-LT	2-4 1/2	4	3 1/4	6 7/8	16.70	47,600					

Blanks in stock. Inquire for price.



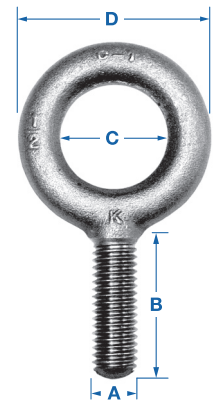
8620 Alloy Eyebolts

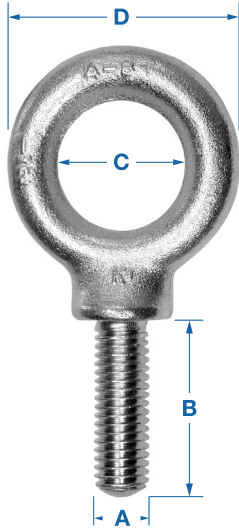
Eyebolts - 8620 Alloy Plain Pattern

Drop Forged Carbon Steel, Self-Colored
 ASTM F 541
 Fully Threaded: UNC-2A

Stock No.	A Shank Dia. & Thread UNC-2A	B Shank Length	C Eye I.D.	D Eye O.D.	Weight Lbs.	Rated Capty. Lbs.	(Combination pricing on 8620 Alloy Eyebolts)				
							Price Per Piece				
							1-10	11-99	100-499	500-999	1000+
K2003-LT	3/8-16	1 1/4	1	1 21/32	0.15	1,480					
K2005-LT	1/2-13	1 1/2	1 3/16	2 1/16	0.30	2,700					
K2007-LT	5/8-11	1 3/4	1 3/8	2 1/2	0.61	4,300					
K2008-LT	3/4-10	2	1 1/2	2 13/16	0.98	6,400					
K2009-LT	7/8-9	2 1/4	1 11/16	3 1/4	1.53	8,800					
K2010-LT	1-8	2 1/2	1 13/16	3 9/16	2.06	11,600					

Blanks in stock. Inquire for price.






Eyebolts - 304 Stainless Shoulder Pattern

Drop Forged Stainless Steel, Passivated & Electropolished
 ASTM A193-B8
 Fully Threaded: UNC-2A

Stock No.	A Shank Dia. & Thread UNC-2A	B Shank Length	C Eye I.D.	D Eye O.D.	Weight Lbs.	(Combination pricing for Eyebolts on pg. 22)				
						Price Per Piece				
						1-10	11-99	100-499	500-999	1000+
K2021-SS	1/4-20	1	3/4	1 3/16	0.06					
K2022-SS	5/16-18	1 1/8	7/8	1 7/16	0.11					
K2023-SS	3/8-16	1 1/4	1	1 21/32	0.20					
K2025-SS	1/2-13	1 1/2	1 3/16	2 1/16	0.42					
K2027-SS	5/8-11	1 3/4	1 3/8	2 1/2	0.70					
K2028-SS	3/4-10	2	1 1/2	2 13/16	1.08					
K2029-SS	7/8-9	2 1/4	1 11/16	3 1/4	1.70					
K2030-SS	1-8	2 1/2	1 13/16	3 9/16	2.46					
K2032-SS	1 1/4-7	3	2 3/16	4 7/16	4.87					

Blanks in stock (Not passivated or electropolished). Inquire for price.



Eyebolts - 304 Stainless Plain Pattern

Drop Forged Stainless Steel, Passivated & Electropolished
 ASTM A193-B8
 Fully Threaded: UNC-2A

Stock No.	A Shank Dia. & Thread UNC-2A	B Shank Length	C Eye I.D.	D Eye O.D.	Weight Lbs.	(Combination pricing for Eyebolts on pg. 22)				
						Price Per Piece				
						1-10	11-99	100-499	500-999	1000+
K2001-SS	1/4-20	1	3/4	1 3/16	0.06					
K2002-SS	5/16-18	1 1/8	7/8	1 7/16	0.10					
K2003-SS	3/8-16	1 1/4	1	1 21/32	0.15					
K2005-SS	1/2-13	1 1/2	1 3/16	2 1/16	0.30					
K2007-SS	5/8-11	1 3/4	1 3/8	2 1/2	0.61					
K2008-SS	3/4-10	2	1 1/2	2 13/16	0.98					
K2010-SS	1-8	2 1/2	1 13/16	3 9/16	2.06					
K2012-SS	1 1/4-7	3	2 3/16	7 1/16	4.11					

Blanks in stock (Not passivated or electropolished). Inquire for price.

Eyebolts - 304 Stainless - Long Shank Shoulder Pattern

Drop Forged Stainless Steel, Passivated & Electropolished
 ASTM A193-B8
 Fully Threaded: UNC-2A

Stock No.	A Shank Dia. & Thread UNC-2A	B Shank Length	C Eye I.D.	D Eye O.D.	Weight Lbs.	(Combination Pricing on 304 Stainless - Long Shank Eyebolts)				
						Price Per Piece				
						1-10	11-99	100-499	500-999	1000+
K2021-1-1/2-SS	1/4-20	1 1/2	3/4	1 3/16	0.07					
K2021-2-SS	1/4-20	2	3/4	1 3/16	0.07					
K2021-3-SS	1/4-20	3	3/4	1 3/16	0.08					
K2021-4-SS	1/4-20	4	3/4	1 3/16	0.09					
K2022-1-1/2-SS	5/16-18	1 1/2	7/8	1 7/16	0.12					
K2022-2-SS	5/16-18	2	7/8	1 7/16	0.13					
K2022-3-SS	5/16-18	3	7/8	1 7/16	0.14					
K2022-4-SS	5/16-18	4	7/8	1 7/16	0.16					
K2023-2-1/2-SS	3/8-16	2 1/2	1	1 21/32	0.22					
K2023-3-SS	3/8-16	3	1	1 21/32	0.23					
K2023-4-SS	3/8-16	4	1	1 21/32	0.25					
K2025-2-1/2-SS	1/2-13	2 1/2	1 3/16	2 1/16	0.45					
K2025-3-SS	1/2-13	3	1 3/16	2 1/16	0.47					
K2025-3-1/4-SS	1/2-13	3 1/4	1 3/16	2 1/16	0.48					
K2025-4-SS	1/2-13	4	1 3/16	2 1/16	0.50					
K2027-2-1/2-SS	5/8-11	2 1/2	1 3/8	2 1/2	0.77					
K2027-3-SS	5/8-11	3	1 3/8	2 1/2	0.80					
K2027-4-SS	5/8-11	4	1 3/8	2 1/2	0.86					
K2028-2-1/2-SS	3/4-10	2 1/2	1 1/2	2 13/16	1.08					
K2028-3-SS	3/4-10	3	1 1/2	2 13/16	1.12					
K2028-4-SS	3/4-10	4	1 1/2	2 13/16	1.23					

Blanks in stock (Not passivated or electropolished). Inquire for price.



304 Stainless Long Shank Eyebolts


Eyebolts - 304 Stainless - Long Shank Plain Pattern

Drop Forged Stainless Steel, Passivated & Electropolished
 ASTM A193-B8
 Fully Threaded: UNC-2A

Stock No.	A Shank Dia. & Thread UNC-2A	B Shank Length	C Eye I.D.	D Eye O.D.	Weight Lbs.	(Combination Pricing on 304 Stainless - Long Shank Eyebolts)				
						Price Per Piece				
						1-10	11-99	100-499	500-999	1000+
K2003-3-SS	3/8-16	3	1	1 21/32	0.20					
K2003-6-SS	3/8-16	6	1	1 21/32	0.28					
K2005-3-SS	1/2-13	3	1 3/16	2 1/16	0.42					
K2005-6-SS	1/2-13	6	1 3/16	2 1/16	0.52					

Blanks in stock (Not passivated or electropolished). Inquire for price.






Eyebolts - 316 Stainless Shoulder Pattern

Drop Forged Stainless Steel, Passivated & Electropolished
 ASTM A193-B8M
 Fully Threaded: UNC-2A

Stock No.	A Shank Dia. & Thread UNC-2A	B Shank Length	C Eye I.D.	D Eye O.D.	Weight Lbs.	(Combination Pricing on 316 Stainless Eyebolts)				
						Price Per Piece				
						1-10	11-99	100-499	500-999	1000+
K2021-316SS	1/4-20	1	3/4	1 3/16	0.06					
K2022-316SS	5/16-18	1 1/8	7/8	1 7/16	0.11					
K2023-316SS	3/8-16	1 1/4	1	1 21/32	0.20					
K2025-316SS	1/2-13	1 1/2	1 3/16	2 1/16	0.42					
K2027-316SS	5/8-11	1 3/4	1 3/8	2 1/2	0.70					
K2028-316SS	3/4-10	2	1 1/2	2 13/16	1.08					
K2029-316SS	7/8-9	2 1/4	1 11/16	3 1/4	1.70					
K2030-316SS	1-8	2 1/2	1 13/16	3 9/16	2.46					
K2032-316SS	1 1/4-7	3	2 3/16	4 7/16	4.87					

Blanks in stock (Not passivated or electropolished). Inquire for price.



Eyebolts - 316 Stainless Plain Pattern

Drop Forged Stainless Steel, Passivated & Electropolished
 ASTM A193-B8M
 Fully Threaded: UNC-2A

Stock No.	A Shank Dia. & Thread UNC-2A	B Shank Length	C Eye I.D.	D Eye O.D.	Weight Lbs.	(Combination Pricing on 316 Stainless Eyebolts)				
						Price Per Piece				
						1-10	11-99	100-499	500-999	1000+
K2002-316SS	5/16-18	1 1/8	7/8	1 7/16	0.10					
K2003-316SS	3/8-16	1 1/4	1	1 21/32	0.15					
K2005-316SS	1/2-13	1 1/2	1 3/16	2 1/16	0.42					

Blanks in stock (Not passivated or electropolished). Inquire for price.

Eyebolts - 316 Stainless - Long Shank Shoulder Pattern

Drop Forged Stainless Steel, Passivated & Electropolished
 ASTM A193-B8M
 Fully Threaded: UNC-2A

Stock No.	A Shank Dia. & Thread UNC-2A	B Shank Length	C Eye I.D.	D Eye O.D.	Weight Lbs.	(Combination Pricing on 316 Stainless Eyebolts)				
						Price Per Piece				
						1-10	11-99	100-499	500-999	1000+
K2025-2 1/2-316SS	1/2-13	2 1/2	1 3/16	2 1/16	0.45					
K2025-3-316SS	1/2-13	3	1 3/16	2 1/16	0.47					
K2025-4-316SS	1/2-13	4	1 3/16	2 1/16	0.50					

Blanks in stock (Not passivated or electropolished). Inquire for price.



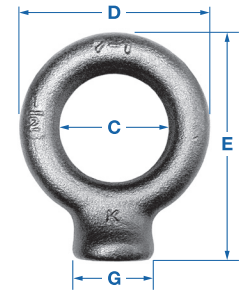
316 Stainless Long Shank Eyebolts

Pad Eyes

Drop Forged Carbon Steel, Self-Colored
 ASTM A521, Class CA

Available in
304 & 316 Stainless
Inquire for price & delivery

Stock No.	C Eye I.D.	D Eye O.D.	G Shldr. Dia.	E Overall Length	Weight Lbs.	Price Each
PADK19	1/2	15/16	1/2	1 5/32	0.04	
PADK21	3/4	1 3/16	17/32	1 13/32	0.05	
PADK22	7/8	1 7/16	19/32	1 11/16	0.09	
PADK23	1	1 21/32	11/16	1 63/64	0.13	
PADK25	1 3/16	2 1/16	7/8	2 15/32	0.29	
PADK27	1 3/8	2 1/2	1 1/16	2 31/32	0.56	
PADK28	1 1/2	2 13/16	1 1/4	3 5/16	0.86	



Pad Eyes

Available in 304 & 316 Stainless. Inquire for price & delivery.
 Suitable for welding **NOT RECOMMENDED FOR LIFTING.**

Nut Eyebolts Plain Pattern


Drop Forged Carbon Steel
 Hot Dip Galvanized to ASTM A 153: UNC-2A **Before Galvanizing**
 Each Threaded Eyebolt Includes One Galvanized Hex Nut Assembled

Stock No.	A Shank Dia. UNC-2A +.090/-0.030	B Shank Length +.060/-0	C Eye I.D. +.090/-0.030	D Eye O.D. +.090/-0.030	E Thread Length +.060/-0	Rated Capty. Lbs.	Weight Lbs.	(Combination pricing on Carbon Nut Eyebolts)			
								Price Per Piece			
								1-99	100-499	500-999	1000+
N2001-2*	1/4-20	2	1/2	1	1 1/2	500	0.07				
N2001-3*	1/4-20	3	1/2	1	1 1/2	500	0.09				
N2001-4*	1/4-20	4	1/2	1	2	500	0.10				
N2001-5*	1/4-20	5	1/2	1	2 1/2	500	0.12				
N2001-6*	1/4-20	6	1/2	1	3	500	0.13				
N2002-2-1/4	5/16-18	2 1/4	5/8	1 1/4	1 1/2	800	0.13				
N2002-3-1/4	5/16-18	3 1/4	5/8	1 1/4	1 1/2	800	0.16				
N2002-4-1/4	5/16-18	4 1/4	5/8	1 1/4	2 1/2	800	0.18				
N2002-5	5/16-18	5	5/8	1 1/4	2 1/2	800	0.20				
N2002-6	5/16-18	6	5/8	1 1/4	3	800	0.22				
N2003-2-1/2	3/8-16	2 1/2	3/4	1 1/2	1 1/2	1,200	0.20				
N2003-3	3/8-16	3	3/4	1 1/2	1 1/2	1,200	0.21				
N2003-4	3/8-16	4	3/4	1 1/2	2	1,200	0.25				
N2003-4-1/2	3/8-16	4 1/2	3/4	1 1/2	3	1,200	0.26				
N2003-5	3/8-16	5	3/4	1 1/2	3	1,200	0.27				
N2003-6	3/8-16	6	3/4	1 1/2	3	1,200	0.30				
N2003-8	3/8-16	8	3/4	1 1/2	4	1,200	0.36				
N2003-10	3/8-16	10	3/4	1 1/2	4	1,200	0.42				
N2003-12-BLANK	3/8	12	3/4	1 1/2	Blank	N/A	0.50				
N2003-24-BLANK	3/8	24	3/4	1 1/2	Blank	N/A	0.89				
N2005-2	1/2-13	2	1	2	1 5/8	2,200	0.39				
N2005-3-1/4	1/2-13	3 1/4	1	2	2	2,200	0.46				
N2005-4	1/2-13	4	1	2	3	2,200	0.49				
N2005-4-1/2	1/2-13	4 1/2	1	2	3	2,200	0.52				
N2005-6	1/2-13	6	1	2	3	2,200	0.60				
N2005-8	1/2-13	8	1	2	4	2,200	0.71				
N2005-10	1/2-13	10	1	2	4	2,200	0.82				
N2005-12	1/2-13	12	1	2	4	2,200	0.93				
N2005-18-BLANK	1/2	18	1	2	Blank	N/A	1.28				
N2005-24-BLANK	1/2	24	1	2	Blank	N/A	1.61				
N2007-4	5/8-11	4	1 3/8	2 1/2	3	3,500	0.82				
N2007-4-1/2	5/8-11	4-1/2	1 3/8	2 1/2	3	3,500	0.86				
N2007-6	5/8-11	6	1 3/8	2 1/2	3	3,500	0.99				
N2007-8	5/8-11	8	1 3/8	2 1/2	4	3,500	1.14				
N2007-10	5/8-11	10	1 3/8	2 1/2	4	3,500	1.34				
N2007-12	5/8-11	12	1 3/8	2 1/2	4	3,500	1.51				
N2007-15	5/8-11	15	1 3/8	2 1/2	6	3,500	1.73				
N2007-18	5/8-11	18	1 3/8	2 1/2	6	3,500	2.00				
N2007-24	5/8-11	24	1 3/8	2 1/2	6	3,500	2.55				

*Electro-galvanized

Blanks in stock (Hex Nuts not included). Inquire for price.

Nut Eyebolts, Plain Pattern Carbon Continued on Next Page



Nut Eyebolts (Cont.) Plain Pattern

Drop Forged Carbon Steel


Hot Dip Galvanized to ASTM A 153: UNC-2A *Before Galvanizing*

Each Threaded Eyebolt Includes One Galvanized Hex Nut Assembled

Stock No.	A Shank Dia. & Thread UNC-2A +.090/-0.030	B Shank Length +.060/-0	C Eye I.D. +.090/-0.030	D Eye O.D. +.090/-0.030	E Thread Length +.060/-0	Rated Capty. Lbs.	Weight Lbs.	(Combination pricing on Carbon Nut Eyebolts)			
								Price Per Piece			
								1-99	100-499	500-999	1000+
N2008-4	3/4-10	4	1 1/2	2 13/16	3	5,200	1.27				
N2008-4-1/2	3/4-10	4-1/2	1 1/2	2 13/16	3	5,200	1.34				
N2008-6	3/4-10	6	1-1/2	2 13/16	3	5,200	1.53				
N2008-8	3/4-10	8	1 1/2	2 13/16	4	5,200	1.77				
N2008-10	3/4-10	10	1 1/2	2 13/16	4	5,200	2.03				
N2008-12	3/4-10	12	1 1/2	2 13/16	4	5,200	2.28				
N2008-15	3/4-10	15	1 1/2	2 13/16	6	5,200	2.61				
N2008-18	3/4-10	18	1 1/2	2 13/16	6	5,200	2.98				
N2008-24	3/4-10	24	1 1/2	2 13/16	6	5,200	3.75				
N2009-5	7/8-9	5	1 3/4	3 1/2	3	7,200	2.46				
N2009-6	7/8-9	6	1 3/4	3 1/2	3	7,200	2.65				
N2009-8	7/8-9	8	1 3/4	3 1/2	4	7,200	2.92				
N2009-10	7/8-9	10	1 3/4	3 1/2	4	7,200	3.29				
N2009-12	7/8-9	12	1 3/4	3 1/2	4	7,200	3.65				
N2009-18	7/8-9	18	1 3/4	3 1/2	6	7,200	4.62				
N2009-24	7/8-9	24	1 3/4	3 1/2	6	7,200	5.67				
N2010-6	1-8	6	2	4	3	10,000	3.77				
N2010-8	1-8	8	2	4	4	10,000	4.17				
N2010-10	1-8	10	2	4	4	10,000	4.63				
N2010-12	1-8	12	2	4	4	10,000	5.07				
N2010-15	1-8	15	2	4	6	10,000	5.66				
N2010-18	1-8	18	2	4	6	10,000	6.33				
N2010-24	1-8	24	2	4	6	10,000	7.70				
N2012-6	1 1/4-7	6	2 3/16	4 7/16	3	13,500	5.65				
N2012-8	1 1/4-7	8	2 3/16	4 7/16	4	13,500	6.25				
N2012-12	1 1/4-7	12	2 3/16	4 7/16	4	13,500	7.72				
N2012-18	1 1/4-7	18	2 3/16	4 7/16	6	13,500	9.72				
N2012-24	1 1/4-7	24	2 3/16	4 7/16	6	13,500	11.88				
N2014-6	1 1/2-6	6	2 1/2	5 3/16	3	20,000	8.92				
N2014-12	1 1/2-6	12	2 1/2	5 3/16	4	20,000	12.10				
N2014-18	1 1/2-6	18	2 1/2	5 3/16	6	20,000	15.22				
N2014-24	1 1/2-6	24	2 1/2	5 3/16	6	20,000	17.80				
N2016-12	2 4-1/2	12	3 1/4	6 7/8	4	35,000	25.80				


*Electro-galvanized

Blanks in stock (Hex Nuts not included). Inquire for price.



Nut Eyebolts Shoulder Pattern

Drop Forged Carbon Steel
 Hot Dip Galvanized to ASTM A 153: UNC-2A *Before Galvanizing*
 Each Threaded Eyebolt Includes One Galvanized Hex Nut Assembled



(Combination pricing on Carbon Nut Eyebolts)

Stock No.	A Shank Dia. & Thread UNC-2A +.090/- .030	B Shank Length +.060/-0	C Eye I.D. +.090/- .030	D Eye O.D. +.090/- .030	E Thread Length +.060/-0	Rated Capty. Lbs.	Weight Lbs.	Price Per Piece			
								1-99	100-499	500-999	1000+
N2021-2*	1/4-20	2	1/2	1	1 1/2	500	0.08				
N2021-4*	1/4-20	4	1/2	1	2	500	0.11				
N2021-6-BLANK	1/4	6	1/2	1	Blank	N/A	0.16				
N2022-2-1/4	5/16-18	2 1/4	5/8	1 1/4	1 1/2	800	0.15				
N2022-4-1/4	5/16-18	4 1/4	5/8	1 1/4	2 1/2	800	0.19				
N2022-6	5/16-18	6	5/8	1 1/4	3	800	0.24				
N2023-2-1/2	3/8-16	2 1/2	3/4	1 1/2	1 1/2	1,200	0.24				
N2023-4-1/2	3/8-16	4 1/2	3/4	1 1/2	2	1,200	0.30				
N2023-6	3/8-16	6	3/4	1 1/2	3	1,200	0.35				
N2023-12-BLANK	3/8	12	3/4	1 1/2	Blank	N/A	0.53				
N2023-24-BLANK	3/8	24	3/4	1 1/2	Blank	N/A	0.91				
N2025-2	1/2-13	2	1	2	1 5/8	2,200	0.44				
N2025-3-1/4	1/2-13	3 1/4	1	2	2	2,200	0.52				
N2025-4	1/2-13	4	1	2	3	2,200	0.54				
N2025-6	1/2-13	6	1	2	3	2,200	0.66				
N2025-12	1/2-13	12	1	2	4	2,200	1.00				
N2025-18-BLANK	1/2	18	1	2	Blank	N/A	1.30				
N2025-24-BLANK	1/2	24	1	2	Blank	N/A	1.66				
N2027-4	5/8-11	4	1 3/8	2 1/2	3	3,500	0.94				
N2027-4-1/2	5/8-11	4 1/2	1 3/8	2 1/2	3	3,500	0.98				
N2027-6	5/8-11	6	1 3/8	2 1/2	3	3,500	1.10				
N2027-8	5/8-11	8	1 3/8	2 1/2	4	3,500	1.28				
N2027-10	5/8-11	10	1 3/8	2 1/2	4	3,500	1.46				
N2027-12	5/8-11	12	1 3/8	2 1/2	4	3,500	1.63				
N2027-15	5/8-11	15	1 3/8	2 1/2	6	3,500	1.88				
N2027-18	5/8-11	18	1 3/8	2 1/2	6	3,500	2.14				
N2027-24	5/8-11	24	1 3/8	2 1/2	6	3,500	2.68				
N2028-4	3/4-10	4	1 1/2	2 13/16	3	5,200	1.45				
N2028-4-1/2	3/4-10	4-1/2	1 1/2	2 13/16	3	5,200	1.52				
N2028-6	3/4-10	6	1 1/2	2 13/16	3	5,200	1.71				
N2028-8	3/4-10	8	1 1/2	2 13/16	4	5,200	1.95				
N2028-10	3/4-10	10	1 1/2	2 13/16	4	5,200	2.20				
N2028-12	3/4-10	12	1 1/2	2 13/16	4	5,200	2.45				
N2028-15	3/4-10	15	1 1/2	2 13/16	6	5,200	2.80				
N2028-18	3/4-10	18	1 1/2	2 13/16	6	5,200	3.17				
N2028-24	3/4-10	24	1 1/2	2 13/16	6	5,200	3.93				
N2029-5	7/8-9	5	1 3/4	3 1/2	3	7,200	2.65				
N2029-6	7/8-9	6	1 3/4	3 1/2	3	7,200	2.82				
N2029-8	7/8-9	8	1 3/4	3 1/2	4	7,200	3.15				
N2029-12	7/8-9	12	1 3/4	3 1/2	4	7,200	3.85				
N2029-24	7/8-9	24	1 3/4	3 1/2	6	7,200	5.80				
N2030-6	1-8	6	2	4	3	10,000	4.06				
N2030-9	1-8	9	2	4	4	10,000	4.70				
N2030-12	1-8	12	2	4	4	10,000	5.38				
N2030-24	1-8	24	2	4	6	10,000	7.99				
N2032-6	1 1/4-7	6	2 3/16	4 7/16	3	13,500	6.22				
N2032-8	1 1/4-7	8	2 3/16	4 7/16	4	13,500	6.82				
N2032-12	1 1/4-7	12	2 3/16	4 7/16	4	13,500	8.29				
N2032-24	1 1/4-7	24	2 3/16	4 7/16	6	13,500	12.45				
N2034-6	1 1/2-6	6	2 1/2	5 3/16	3	20,000	9.84				
N2034-12	1 1/2-6	12	2 1/2	5 3/16	4	20,000	12.67				
N2034-24	1 1/2-6	24	2 1/2	5 3/16	6	20,000	18.65				


*Electro-galvanized
 Blanks in stock (Hex Nuts not included). Inquire for price.

Nut Eyebolts Plain Pattern

Drop Forged 304 Stainless Steel, Passivated & Electropolished
 Each Threaded Eyebolt Includes One 304 Stainless Steel Hex Nut Assembled

Stock No.	A Shank Dia. & Thread UNC-2A +.090/-0.030	B Shank Length +.060/-0	C Eye I.D. +.090/-0.030	D Eye O.D. +.090/-0.030	E Thread Length +.060/-0	Rated Capty. Lbs.	Weight Lbs.	Price Each
N2001-SS-2	1/4-20	2	1/2	1	1-1/2	500	0.07	
N2001-SS-3	1/4-20	3	1/2	1	1-1/2	500	0.09	
N2001-SS-4	1/4-20	4	1/2	1	2	500	0.10	
N2001-SS-5	1/4-20	5	1/2	1	3	500	0.12	
N2001-SS-6	1/4-20	6	1/2	1	3	500	0.13	
N2002-SS-2-1/4	5/16-18	2-1/4	5/8	1 1/4	1 1/2	800	0.13	
N2002-SS-3-1/4	5/16-18	3-1/4	5/8	1 1/4	1 1/2	800	0.16	
N2002-SS-4-1/4	5/16-18	4-1/4	5/8	1 1/4	2 1/2	800	0.18	
N2002-SS-6	5/16-18	6	5/8	1 1/4	3	800	0.22	
N2003-SS-2-1/2	3/8-16	2-1/2	3/4	1 1/2	1 1/2	1,200	0.20	
N2003-SS-4-1/4	3/8-16	4-1/4	3/4	1 1/2	2	1,200	0.25	
N2003-SS-6	3/8-16	6	3/4	1 1/2	3	1,200	0.30	
N2003-SS-12-BLANK	3/8	12	3/4	1 1/2	Blank	N/A	0.50	
N2003-SS-24-BLANK	3/8	24	3/4	1 1/2	Blank	N/A	0.89	
N2005-SS-3-1/4	1/2-13	3-1/4	1	2	2	2,200	0.45	
N2005-SS-4-1/2	1/2-13	4-1/2	1	2	3	2,200	0.52	
N2005-SS-6	1/2-13	6	1	2	3	2,200	0.60	
N2005-SS-12	1/2-13	12	1	2	4	2,200	0.93	
N2005-SS-24-BLANK	1/2	24	1	2	Blank	N/A	1.61	
N2007-SS-4-1/2	5/8-11	4-1/2	1-3/8	2-1/2	3	3,500	0.86	
N2007-SS-6	5/8-11	6	1 3/8	2 1/2	3	3,500	0.99	
N2007-SS-12	5/8-11	12	1 3/8	2 1/2	4	3,500	1.51	
N2007-SS-24-BLANK	5/8	24	1 3/8	2 1/2	Blank	N/A	2.54	
N2008-SS-6	3/4-10	6	1 1/2	2 13/16	3	5,200	1.53	
N2008-SS-12	3/4-10	12	1 1/2	2 13/16	4	5,200	2.28	
N2008-SS-24-BLANK	3/4	24	1 1/2	2 13/16	Blank	N/A	3.74	
N2009-SS-6	7/8-9	6	1 3/4	3 1/2	3	7,200	2.65	
N2009-SS-12	7/8-9	12	1 3/4	3 1/2	4	7,200	3.65	
N2009-SS-24-BLANK	7/8	24	1 3/4	3 1/2	Blank	N/A	5.61	
N2010-SS-6	1-8	6	2	4	3	10,000	3.77	
N2010-SS-12	1-8	12	2	4	4	10,000	5.07	
N2010-SS-24-BLANK	1	24	2	4	Blank	N/A	7.63	
N2012-SS-6	1 1/4-7	6	2 3/16	4 7/16	3	13,500	5.65	
N2012-SS-12	1 1/4-7	12	2 3/16	4 7/16	4	13,500	7.72	
N2012-SS-24-BLANK	1 1/4	24	2 3/16	4 7/16	Blank	N/A	11.58	
N2014-SS-6	1 1/2-6	6	2 1/2	5 3/16	3	20,000	8.92	
N2014-SS-12	1 1/2-6	12	2 1/2	5 3/16	4	20,000	12.10	
N2014-SS-24-BLANK	1 1/2	24	2 1/2	5 3/16	Blank	N/A	17.27	

Blanks in stock (Not passivated or electropolished). Hex Nuts not included. Inquire for price.




Nut Eyebolts Shoulder Pattern

Drop Forged 304 Stainless Steel, Passivated & Electropolished
 Each Threaded Eyebolt Includes One 304 Stainless Steel Hex Nut Assembled

Stock No.	A Shank Dia. & Thread UNC-2A +.090/-0.030	B Shank Length +.060/-0	C Eye I.D. +.090/-0.030	D Eye O.D. +.090/-0.030	E Thread Length +.060/-0	Rated Capty. Lbs.	Weight Lbs.	Price Each
N2021-SS-2	1/4-20	2	1/2	1	1 1/2	500	0.08	
N2021-SS-4	1/4-20	4	1/2	1	2	500	0.11	
N2021-SS-6-BLANK	1/4	6	1/2	1	Blank	N/A	0.16	
N2022-SS-2-1/4	5/16-18	2 1/4	5/8	1 1/4	1 1/2	800	0.15	
N2022-SS-4-1/4	5/16-18	4 1/4	5/8	1 1/4	2 1/2	800	0.19	
N2022-SS-6	5/16-18	6	5/8	1 1/4	3	800	0.24	
N2023-SS-2-1/2	3/8-16	2 1/2	3/4	1 1/2	1 1/2	1,200	0.24	
N2023-SS-4-1/4	3/8-16	4-1/4	3/4	1-1/2	2	1,200	0.29	
N2023-SS-4-1/2	3/8-16	4 1/2	3/4	1 1/2	2	1,200	0.30	
N2023-SS-6	3/8-16	6	3/4	1 1/2	3	1,200	0.35	
N2023-SS-10	3/8-16	10	3/4	1 1/2	4	1,200	0.46	
N2023-SS-12-BLANK	3/8	12	3/4	1 1/2	Blank	N/A	0.53	
N2023-SS-24-BLANK	3/8	24	3/4	1 1/2	Blank	N/A	0.91	
N2025-SS-3-1/4	1/2-13	3 1/4	1	2	2	2,200	0.52	
N2025-SS-6	1/2-13	6	1	2	3	2,200	0.66	
N2025-SS-12	1/2-13	12	1	2	4	2,200	1.00	
N2025-SS-24-BLANK	1/2	24	1	2	Blank	N/A	1.66	
N2027-SS-4-1/2	5/8-11	4-1/2	1-3/8	2-1/2	3	3,500	0.97	
N2027-SS-6	5/8-11	6	1 3/8	2 1/2	3	3,500	1.10	
N2027-SS-12	5/8-11	12	1 3/8	2 1/2	4	3,500	1.63	
N2027-SS-24-BLANK	5/8	24	1 3/8	2 1/2	Blank	N/A	2.67	
N2028-SS-6	3/4-10	6	1 1/2	2 13/16	3	5,200	1.71	
N2028-SS-12	3/4-10	12	1 1/2	2 13/16	4	5,200	2.45	
N2028-SS-24-BLANK	3/4	24	1 1/2	2 13/16	Blank	N/A	3.92	
N2029-SS-6	7/8-9	6	1 3/4	3 1/2	3	7,200	2.82	
N2029-SS-12	7/8-9	12	1 3/4	3 1/2	4	7,200	3.85	
N2029-SS-24-BLANK	7/8	24	1 3/4	3 1/2	Blank	N/A	5.80	
N2030-SS-6	1-8	6	2	4	3	10,000	4.06	
N2030-SS-12	1-8	12	2	4	4	10,000	5.38	
N2030-SS-24-BLANK	1	24	2	4	Blank	N/A	8.16	
N2032-SS-6	1 1/4-7	6	2 3/16	4 7/16	3	13,500	6.22	
N2032-SS-12	1 1/4-7	12	2 3/16	4 7/16	4	13,500	8.29	
N2032-SS-24-BLANK	1 1/4	24	2 3/16	4 7/16	Blank	N/A	12.15	
N2034-SS-6	1 1/2-6	6	2 1/2	5 3/16	3	20,000	9.84	
N2034-SS-12	1 1/2-6	12	2 1/2	5 3/16	4	20,000	12.67	
N2034-SS-24-BLANK	1 1/2	24	2 1/2	5 3/16	Blank	N/A	18.65	

Blanks in stock (Not passivated or electropolished). Hex Nuts not included. Inquire for price.




Nut Eyebolts Plain Pattern

Drop Forged 316 Stainless Steel, Passivated & Electropolished
 Each Threaded Eyebolt Includes One 316 Stainless Steel Hex Nut Assembled

Stock No.	A Shank Dia. & Thread UNC-2A +.090/-0.030	B Shank Length +.060/-0	C Eye I.D. +.090/-0.030	D Eye O.D. +.090/-0.030	E Thread Length +.060/-0	Rated Capty. Lbs.	Weight Lbs.	Price Each
N2001-316SS-4	1/4-20	4	1/2	1	2	500	0.10	
N2001-316SS-6	1/4-20	6	1/2	1	3	500	0.13	
N2002-316SS-2-1/4	5/16-18	2-1/4	5/8	1 1/4	1 1/2	800	0.13	
N2002-316SS-3-1/4	5/16-18	3-1/4	5/8	1 1/4	1 1/2	800	0.16	
N2002-316SS-4-1/4	5/16-18	4-1/4	5/8	1 1/4	2 1/2	800	0.18	
N2002-316SS-6	5/16-18	6	5/8	1 1/4	3	800	0.22	
N2003-316SS-2-1/2	3/8-16	2-1/2	3/4	1 1/2	1 1/2	1,200	0.20	
N2003-316SS-4-1/4	3/8-16	4-1/4	3/4	1 1/2	2	1,200	0.25	
N2003-316SS-6	3/8-16	6	3/4	1 1/2	3	1,200	0.30	
N2003-316SS-12-BLANK	3/8	12	3/4	1 1/2	Blank	N/A	0.50	
N2003-316SS-24-BLANK	3/8	24	3/4	1 1/2	Blank	N/A	0.89	
N2005-316SS-4-1/2	1/2-13	4-1/2	1	2	3	2,200	0.52	
N2005-316SS-6	1/2-13	6	1	2	3	2,200	0.60	
N2005-316SS-12	1/2-13	12	1	2	4	2,200	0.93	
N2005-316SS-24-BLANK	1/2	24	1	2	Blank	N/A	1.61	
N2007-316SS-6	5/8-11	6	1 3/8	2 1/2	3	3,500	0.99	
N2007-316SS-12	5/8-11	12	1 3/8	2 1/2	4	3,500	1.51	
N2007-316SS-24-BLANK	5/8	24	1 3/8	2 1/2	Blank	N/A	2.54	
N2008-316SS-6	3/4-10	6	1 1/2	2 13/16	3	5,200	1.53	
N2008-316SS-12	3/4-10	12	1 1/2	2 13/16	4	5,200	2.28	
N2008-316SS-24-BLANK	3/4	24	1 1/2	2 13/16	Blank	N/A	3.74	
N2009-316SS-6	7/8-9	6	1 3/4	3 1/2	3	7,200	2.67	
N2009-316SS-12	7/8-9	12	1 3/4	3 1/2	4	7,200	3.65	
N2009-316SS-24-BLANK	7/8	24	1 3/4	3 1/2	Blank	N/A	5.61	
N2010-316SS-6	1-8	6	2	4	3	10,000	3.77	
N2010-316SS-12	1-8	12	2	4	4	10,000	5.07	
N2010-316SS-24-BLANK	1	24	2	4	Blank	N/A	7.63	
N2012-316SS-6	1 1/4-7	6	2 3/16	4 7/16	3	13,500	5.65	
N2012-316SS-12	1 1/4-7	12	2 3/16	4 7/16	4	13,500	7.72	
N2012-316SS-24-BLANK	1 1/4	24	2 3/16	4 7/16	Blank	N/A	11.58	
N2014-316SS-6	1 1/2-6	6	2 1/2	5 3/16	3	20,000	8.92	
N2014-316SS-12	1 1/2-6	12	2 1/2	5 3/16	4	20,000	12.10	
N2014-316SS-24-BLANK	1 1/2	24	2 1/2	5 3/16	Blank	N/A	17.27	

Blanks in stock (Not passivated or electropolished). Hex Nuts not included. Inquire for price.




Nut Eyebolts Shoulder Pattern

Drop Forged 316 Stainless Steel, Passivated & Electropolished
 Each Threaded Eyebolt Includes One 316 Stainless Steel Hex Nut Assembled

Stock No.	A Shank Dia. & Thread UNC-2A +.090/-0.030	B Shank Length +.060/-0	C Eye I.D. +.090/-0.030	D Eye O.D. +.090/-0.030	E Thread Length +.060/-0	Rated Capty. Lbs.	Weight Lbs.	Price Each
N2021-316SS-2	1/4-20	2	1/2	1	1 1/2	500	0.08	
N2021-316SS-4	1/4-20	4	1/2	1	2	500	0.11	
N2021-316SS-6-BLANK	1/4	6	1/2	1	Blank	N/A	0.16	
N2022-316SS-2-1/4	5/16-18	2 1/4	5/8	1 1/4	1 1/2	800	0.15	
N2022-316SS-4-1/4	5/16-18	4 1/4	5/8	1 1/4	2 1/2	800	0.19	
N2022-316SS-6	5/16-18	6	5/8	1 1/4	3	800	0.24	
N2023-316SS-2-1/2	3/8-16	2 1/2	3/4	1 1/2	1 1/2	1,200	0.24	
N2023-316SS-4-1/2	3/8-16	4 1/2	3/4	1 1/2	2	1,200	0.30	
N2023-316SS-6	3/8-16	6	3/4	1 1/2	3	1,200	0.35	
N2023-316SS-10	3/8-16	10	3/4	1 1/2	4	1,200	0.46	
N2023-316SS-12-BLANK	3/8	12	3/4	1 1/2	Blank	N/A	0.53	
N2023-316SS-24-BLANK	3/8	24	3/4	1 1/2	Blank	N/A	0.91	
N2025-316SS-3-1/4	1/2-13	3 1/4	1	2	2	2,200	0.52	
N2025-316SS-6	1/2-13	6	1	2	3	2,200	0.66	
N2025-316SS-12	1/2-13	12	1	2	4	2,200	1.00	
N2025-316SS-24-BLANK	1/2	24	1	2	Blank	N/A	1.66	
N2027-316SS-6	5/8-11	6	1 3/8	2 1/2	3	3,500	1.10	
N2027-316SS-12	5/8-11	12	1 3/8	2 1/2	4	3,500	1.63	
N2027-316SS-24-BLANK	5/8	24	1 3/8	2 1/2	Blank	N/A	2.67	
N2028-316SS-6	3/4-10	6	1 1/2	2 13/16	3	5,200	1.71	
N2028-316SS-12	3/4-10	12	1 1/2	2 13/16	4	5,200	2.45	
N2028-316SS-24-BLANK	3/4	24	1 1/2	2 13/16	Blank	N/A	3.92	
N2029-316SS-6	7/8-9	6	1 3/4	3 1/2	3	7,200	2.82	
N2029-316SS-12	7/8-9	12	1 3/4	3 1/2	4	7,200	3.85	
N2029-316SS-24-BLANK	7/8	24	1 3/4	3 1/2	Blank	N/A	5.80	
N2030-316SS-6	1-8	6	2	4	3	10,000	4.06	
N2030-316SS-12	1-8	12	2	4	4	10,000	5.38	
N2030-316SS-24-BLANK	1	24	2	4	Blank	N/A	8.16	
N2032-316SS-6	1 1/4-7	6	2 3/16	4 7/16	3	13,500	6.22	
N2032-316SS-12	1 1/4-7	12	2 3/16	4 7/16	4	13,500	8.29	
N2032-316SS-24-BLANK	1 1/4	24	2 3/16	4 7/16	Blank	N/A	12.15	
N2034-316SS-6	1 1/2-6	6	2 1/2	5 3/16	3	20,000	9.84	
N2034-316SS-12	1 1/2-6	12	2 1/2	5 3/16	4	20,000	12.67	
N2034-316SS-24-BLANK	1 1/2	24	2 1/2	5 3/16	Blank	N/A	18.65	

Blanks in stock (Not passivated or electropolished). Hex Nuts not included. Inquire for price.



Nut Eyebolts – Blank Plain Pattern

Drop Forged 4140 Alloy Steel, Self-Colored
 Modified to Specifications at Additional Cost.

Stock No.	A Shank Dia. & Thread UNC-2A +.090/-.030	B Shank Length +.060/-0	C Eye I.D. +.090/-.030	D Eye O.D. +.090/-.030	E Thread Length +.060/-0	Rated Capty. Lbs.	Weight Lbs.	Price Each
N2003-4140-12-BLANK	3/8	12	3/4	1 1/2	Blank	N/A	.50	
N2005-4140-12-BLANK	1/2	12	1	2	Blank	N/A	.90	
N2007-4140-12-BLANK	5/8	12	1 3/8	2 1/2	Blank	N/A	1.45	
N2008-4140-12-BLANK	3/4	12	1 1/2	2 13/16	Blank	N/A	2.24	
N2009-4140-12-BLANK	7/8	12	1 3/4	3 1/2	Blank	N/A	3.49	
N2010-4140-12-BLANK	1	12	2	4	Blank	N/A	4.90	

Nut Eyebolts – Blank Shoulder Pattern


Drop Forged 4140 Alloy Steel, Self-Colored
 Modified to Specifications at Additional Cost.


Stock No.	A Shank Dia. & Thread UNC-2A +.090/-.030	B Shank Length +.060/-0	C Eye I.D. +.090/-.030	D Eye O.D. +.090/-.030	E Thread Length +.060/-0	Rated Capty. Lbs.	Weight Lbs.	Price Each
N2023-4140-12-BLANK	3/8	12	3/4	1 1/2	Blank	N/A	.53	
N2025-4140-12-BLANK	1/2	12	1	2	Blank	N/A	.96	
N2027-4140-12-BLANK	5/8	12	1 3/8	2 1/2	Blank	N/A	1.57	
N2028-4140-12-BLANK	3/4	12	1 1/2	2 13/16	Blank	N/A	2.39	
N2029-4140-12-BLANK	7/8	12	1 3/4	3 1/2	Blank	N/A	3.68	
N2030-4140-12-BLANK	1	12	2	4	Blank	N/A	5.28	

Nut Eyebolts – Blank Shoulder Pattern

Drop Forged 8620 Alloy Steel, Self-Colored
 Modified to Specifications at Additional Cost.

Stock No.	A Shank Dia. & Thread UNC-2A +.090/-.030	B Shank Length +.060/-0	C Eye I.D. +.090/-.030	D Eye O.D. +.090/-.030	E Thread Length +.060/-0	Rated Capty. Lbs.	Weight Lbs.	Price Per Piece			
								1-99	100-499	500-999	1000+
N2028-LT-24-BLANK	3/4	24	1 1/2	2 13/16	Blank	N/A	3.92				
N2030-LT-24-BLANK	1	24	2	4	Blank	N/A	8.16				
N2032-LT-24-BLANK	1 1/4	24	2 3/16	4 7/16	Blank	N/A	12.15				

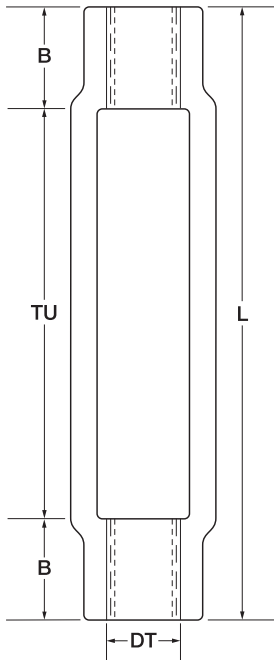




Turnbuckle Bodies

Drop Forged Carbon Steel, Self-Colored
 ASTM F1145, Type 1, Grade 1, Class B
 Tapped: UNC-2B

Stock No.	DT Dia. & Thread UNC-2B	TU Take- Up	B Nut End	L Body Length	Weight Lbs.	Rated Capty. Lbs.	Price Each
TB101-4	1/4-20	4	7/16	5 1/2	0.24	500	
TB102	5/16-18	4 1/2	7/16	5 1/2	0.24	800	
TB103	3/8-16	6	5/8	7 3/8	0.46	1,200	
TB105-3	1/2-13	3	1	5 3/16	0.69	2,200	
TB105-4	1/2-13	4	1	6 3/16	0.79	2,200	
TB105	1/2-13	6	1 1/16	7 7/16	0.61	2,200	
TB105-9	1/2-13	9	1 5/32	11 7/16	2.02	2,200	
TB105-J	1/2-13	12	1 1/16	13 7/16	1.08	2,200	
TB107-3	5/8-11	3	1	5 3/16	0.66	3,500	
TB107-4	5/8-11	4	1	6 3/16	0.75	3,500	
TB107	5/8-11	6	1	8 3/16	0.96	3,500	
TB107-9	5/8-11	9	1 5/32	11 7/16	1.93	3,500	
TB107-J	5/8-11	12	1 5/32	14 7/16	2.65	3,500	
TB108	3/4-10	6	1 5/32	8 7/16	1.62	5,200	
TB108-9	3/4-10	9	1 5/32	11 7/16	1.84	5,200	
TB108-J	3/4-10	12	1 5/32	14 7/16	2.52	5,200	
TB109	7/8-9	6	1 5/16	8 3/4	1.79	7,200	
TB109-J	7/8-9	12	1 3/8	14 15/16	3.81	7,200	
TB110	1-8	6	1 3/8	8 15/16	2.10	10,000	
TB110-J	1-8	12	1 3/8	14 15/16	3.60	10,000	
TB111	1 1/8-7	6	1 1/2	9 7/32	2.78	15,000	
TB111-J	1 1/8-7	12	1 7/8	16	10.53	15,000	
TB112	1 1/4-7	6	1 11/16	9 11/16	3.43	15,200	
TB112-J	1 1/4-7	12	1 7/8	16	10.08	15,200	
TB113	1 3/8-6	6	1 13/16	9 7/8	4.77	17,400	
TB113-J	1 3/8-6	12	1 7/8	16	9.62	17,400	
TB114	1 1/2-6	6	1 7/8	10	6.16	21,000	
TB114-J	1 1/2-6	12	1 7/8	16	9.16	21,000	
TB117	1 5/8-5 1/2	6	2 9/32	10 15/16	9.85	27,000	
TB117-J	1 5/8-5 1/2	12	2 7/16	17 1/4	20.31	27,000	
TB115	1 3/4-5	6	2 9/32	10 15/16	9.38	28,000	
TB115-J	1 3/4-5	12	2 7/16	17 1/4	19.43	28,000	
TB118	1 7/8-5	6	2 7/16	11 1/4	13.29	34,000	
TB118-J	1 7/8-5	12	2 7/16	17 1/4	18.54	34,000	
TB116	2-4 1/2	6	2 7/16	11 1/4	12.66	36,000	
TB116-J	2-4 1/2	12	2 7/16	17 1/4	17.66	36,000	
TB119	2 1/4-4 1/2	6	3 1/4	12 11/16	17.41	48,000	
TB121	2 3/8-4	6	3 15/16	13 3/4	23.96	52,500	
TB120	2 1/2-4	6	3 15/16	13 3/4	22.82	60,000	

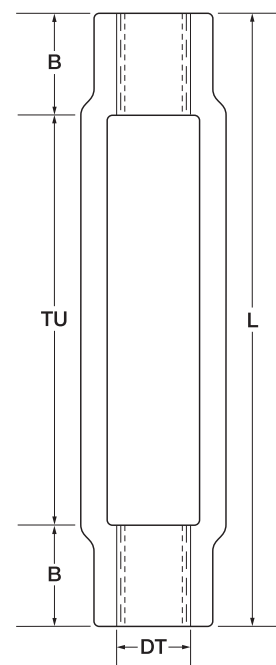



Turnbuckle body specimens conform to the physical requirements of ASTM F1145.
 Blanks available. Inquire for price & delivery.

Turnbuckle Bodies - Galvanized

Drop Forged Carbon Steel
 ASTM F1145, Type 1, Grade 1, Class B
 Tapped Oversized: UNC-2B 5/16" - 7/8" +.021 Thou. / 1" - 2 1/2" + .031 Thou.

Stock No.	DT Dia. & Thread UNC-2B	TU Take- Up	B Nut End	L Body Length	Weight Lbs.	Rated Capty. Lbs.	Price Each
TB101-4-ZN*	1/4-20	4	7/16	5 1/2	0.24	500	
TB102-HDG	5/16-18	4 1/2	7/16	5 1/2	0.24	800	
TB103-HDG	3/8-16	6	5/8	7 3/8	0.46	1,200	
TB105-3-HDG	1/2-13	3	1	5 3/16	0.69	2,200	
TB105-4-HDG	1/2-13	4	1	6 3/16	0.79	2,200	
TB105-HDG	1/2-13	6	1 1/16	7 7/16	0.61	2,200	
TB105-9-HDG	1/2-13	9	1 5/32	11 7/16	2.02	2,200	
TB105-J-HDG	1/2-13	12	1 1/16	13 7/16	1.08	2,200	
TB107-3-HDG	5/8-11	3	1	5 3/16	0.66	3,500	
TB107-4-HDG	5/8-11	4	1	6 3/16	0.75	3,500	
TB107-HDG	5/8-11	6	1	8 3/16	0.96	3,500	
TB107-9-HDG	5/8-11	9	1 5/32	11 7/16	1.93	3,500	
TB107-J-HDG	5/8-11	12	1 5/32	14 7/16	2.65	3,500	
TB108-HDG	3/4-10	6	1 5/32	8 7/16	1.62	5,200	
TB108-9-HDG	3/4-10	9	1 5/32	11 7/16	1.84	5,200	
TB108-J-HDG	3/4-10	12	1 5/32	14 7/16	2.52	5,200	
TB109-HDG	7/8-9	6	1 5/16	8 3/4	1.79	7,200	
TB109-J-HDG	7/8-9	12	1 3/8	14 15/16	3.81	7,200	
TB110-HDG	1-8	6	1 3/8	8 15/16	2.10	10,000	
TB110-J-HDG	1-8	12	1 3/8	14 15/16	3.60	10,000	
TB111-HDG	1 1/8-7	6	1 1/2	9 7/32	2.78	15,000	
TB111-J-HDG	1 1/8-7	12	1 7/8	16	10.53	15,000	
TB112-HDG	1 1/4-7	6	1 11/16	9 11/16	3.43	15,200	
TB112-J-HDG	1 1/4-7	12	1 7/8	16	10.08	15,200	
TB113-HDG	1 3/8-6	6	1 13/16	9 7/8	4.77	17,400	
TB113-J-HDG	1 3/8-6	12	1 7/8	16	9.62	17,400	
TB114-HDG	1 1/2-6	6	1 7/8	10	6.16	21,000	
TB114-J-HDG	1 1/2-6	12	1 7/8	16	9.16	21,000	
TB117-HDG	1 5/8-5 1/2	6	2 9/32	10 15/16	9.85	27,000	
TB117-J-HDG	1 5/8-5 1/2	12	2 7/16	17 1/4	20.31	27,000	
TB115-HDG	1 3/4-5	6	2 9/32	10 15/16	9.38	28,000	
TB115-J-HDG	1 3/4-5	12	2 7/16	17 1/4	19.43	28,000	
TB118-HDG	1 7/8-5	6	2 7/16	11 1/4	13.29	34,000	
TB118-J-HDG	1 7/8-5	12	2 7/16	17 1/4	18.54	34,000	
TB116-HDG	2-4 1/2	6	2 7/16	11 1/4	12.66	36,000	
TB116-J-HDG	2-4 1/2	12	2 7/16	17 1/4	17.66	36,000	
TB119-HDG	2 1/4-4 1/2	6	3 1/4	12 11/16	17.41	48,000	
TB121-HDG	2 3/8-4	6	3 15/16	13 3/4	23.96	52,500	
TB120-HDG	2 1/2-4	6	3 15/16	13 3/4	22.82	60,000	




Turnbuckle Bodies - Galvanized

Turnbuckle body specimens conform to the physical requirements of ASTM F1145.

***ZINC PLATED (Not tapped oversized).**

**Inquire for price & delivery.

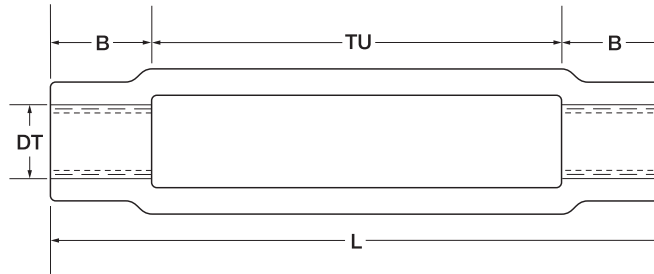


Turnbuckle Bodies - 316 Stainless

Drop Forged Stainless Steel, Self-Colored
 ASTM A182, Grade F316
 Tapped: UNC-2B

Stock No.	DT Dia. & Thread UNC-2B	TU Take- Up	B Nut End	L Body Length	Weight Lbs.	Rated Capty. Lbs.	Price Each
TB101-4-316SS	1/4-20	4	7/16	5 1/2	0.24	500	
TB102-316SS	5/16-18	4 1/2	7/16	5 1/2	0.24	800	
TB103-316SS	3/8-16	6	5/8	7 3/8	0.46	1,200	
TB105-316SS	1/2-13	6	11/16	7 7/16	0.61	2,200	
TB105-J-316SS	1/2-13	12	11/16	13 7/16	1.08	2,200	
TB107-316SS	5/8-11	6	1	8 3/16	0.96	3,500	
TB108-316SS	3/4-10	6	1 5/32	8 7/16	1.62	5,200	
TB109-316SS	7/8-9	6	1 5/16	8 3/4	1.79	7,200	
TB110-316SS	1-8	6	1 3/8	8 15/16	2.10	10,000	
TB111-316SS	1 1/8-7	6	1 11/16	9 11/16	3.82	15,000	
TB112-316SS	1 1/4-7	6	1 11/16	9 11/16	3.43	15,200	
TB113-316SS	1 3/8-6	6	1 7/8	10	6.47	17,400	
TB114-316SS	1 1/2-6	6	1 7/8	10	6.16	21,000	
TB116-316SS	2-4 1/2	6	2 7/16	11 1/4	12.66	36,000	


Passivate & Electropolish at additional cost.
 Blanks available. Inquire for price & delivery.



Turnbuckle Assemblies - Eye & Eye

Drop Forged Carbon Steel, Self-Colored

Stock No.	Diameter & Thread	Take-up	OAL Closed Length	Weight Lbs.	Rated Capty. Lbs.	Price Each
TB101-4-E-E	1/4-20	4	10	0.38	500	
TB103-E-E	3/8-16	6	11 3/8	0.88	1,040	
TB105-E-E	1/2-13	6	13 1/8	1.53	1,800	
TB107-E-E	5/8-11	6	13 3/4	2.35	2,700	
TB108-E-E	3/4-10	6	15 1/4	3.82	4,000	
TB110-E-E	1-8	6	19	7.70	8,500	



Turnbuckle Assemblies

Turnbuckle Assemblies - Eye & Eye, Galvanized

Drop Forged Carbon Steel

Stock No.	Diameter & Thread	Take-up	OAL Closed Length	Weight Lbs.	Rated Capty. Lbs.	Price Each
TB101-4-E-E-ZN*	1/4-20	4	10	0.38	500	
TB103-E-E-HDG	3/8-16	6	11 3/8	0.88	1,040	
TB105-E-E-HDG	1/2-13	6	13 1/8	1.53	1,800	
TB107-E-E-HDG	5/8-11	6	13 3/4	2.35	2,700	
TB108-E-E-HDG	3/4-10	6	15 1/4	3.82	4,000	
TB110-E-E-HDG	1-8	6	19	7.70	8,500	


* This Product Is Only Available Zinc Plated, As Hot-Dipped Galvanizing Is Too Thick For This Thread Size

Turnbuckle Assemblies - Eye & Eye, 316 Stainless Steel

Drop Forged Stainless Steel, Self Colored

Stock No.	Diameter & Thread	Take-up	OAL Closed Length	Weight Lbs.	Rated Capty. Lbs.	Price Each
TB101-4-E-E-316SS	1/4-20	4	10	0.38	500	

Passivate & Electropolished at additional cost.



Turnbuckle Assembly - Jaw & Jaw

Drop Forged Carbon Steel, Self-Colored

Stock No.	Diameter & Thread	Take-up	OAL Closed Length	Weight Lbs.	Rated Capty. Lbs.	Price Each
TB101-4-J-J	1/4-20	4	9	0.49	500	
TB102-J-J	5/16-18	4 1/2	10 1/4	0.60	800	
TB103-J-J	3/8-16	6	12 3/8	1.07	1,200	
TB105-3-J-J	1/2-13	3	10 3/8	1.53	2,200	
TB105-4-J-J	1/2-13	4	11 3/16	1.57	2,200	
TB105-J-J	1/2-13	6	12 3/8	1.69	2,200	
TB105-9-J-J	1/2-13	9	16 3/4	3.28	2,200	
TB105-J-J-J	1/2-13	12	19 3/4	2.44	2,200	
TB107-3-J-J	5/8-11	3	13 9/16	2.57	3,500	
TB107-4-J-J	5/8-11	4	14 5/8	2.75	3,500	
TB107-J-J	5/8-11	6	15 5/8	3.02	3,500	
TB107-9-J-J	5/8-11	9	18 7/8	4.60	3,500	
TB107-J-J-J	5/8-11	12	21 7/8	5.28	3,500	
TB108-J-J	3/4-10	6	16 3/4	4.78	5,200	
TB108-9-J-J	3/4-10	9	19 3/4	5.64	5,200	
TB108-J-J-J	3/4-10	12	22 5/8	6.41	5,200	
TB109-J-J	7/8-9	6	22	7.11	7,200	
TB109-J-J-J	7/8-9	12	25 3/8	9.42	7,200	
TB110-J-J	1-8	6	20 3/16	9.51	10,000	
TB110-J-J-J	1-8	12	25 5/8	11.69	10,000	

Turnbuckle Assembly - Jaw & Jaw, Galvanized

Drop Forged Carbon Steel

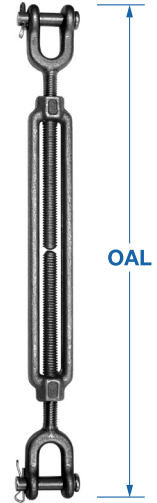
Stock No.	Diameter & Thread	Take-up	OAL Closed Length	Weight Lbs.	Rated Capty. Lbs.	Price Each
TB101-4-J-J-ZN*	1/4-20	4	9	0.49	500	
TB102-J-J-HDG	5/16-18	4 1/2	10 1/4	0.60	800	
TB103-J-J-HDG	3/8-16	6	12 3/8	1.07	1,200	
TB105-3-J-J-HDG	1/2-13	3	10 3/8	1.53	2,200	
TB105-4-J-J-HDG	1/2-13	4	11 3/16	1.57	2,200	
TB105-J-J-HDG	1/2-13	6	12 3/8	1.69	2,200	
TB105-9-J-J-HDG	1/2-13	9	16 3/4	3.28	2,200	
TB105-J-J-J-HDG	1/2-13	12	19 3/4	2.44	2,200	
TB107-3-J-J-HDG	5/8-11	3	13 9/16	2.57	3,500	
TB107-4-J-J-HDG	5/8-11	4	14 5/8	2.75	3,500	
TB107-J-J-HDG	5/8-11	6	15 5/8	3.02	3,500	
TB107-9-J-J-HDG	5/8-11	9	18 7/8	4.60	3,500	
TB107-J-J-J-HDG	5/8-11	12	21 7/8	5.28	3,500	
TB108-J-J-HDG	3/4-10	6	16 3/4	4.78	5,200	
TB108-9-J-J-HDG	3/4-10	9	19 3/4	5.64	5,200	
TB108-J-J-J-HDG	3/4-10	12	22 5/8	6.41	5,200	
TB109-J-J-HDG	7/8-9	6	22	7.11	7,200	
TB109-J-J-J-HDG	7/8-9	12	25 3/8	9.42	7,200	
TB110-J-J-HDG	1-8	6	20 3/16	9.51	10,000	
TB110-J-J-J-HDG	1-8	12	25 5/8	11.69	10,000	

*Zinc Plated (Not tapped oversized)

Turnbuckle Assembly - Jaw & Jaw, 316 Stainless Steel

Drop Forged Stainless Steel, Self-Colored

Stock No.	Diameter & Thread	Take-up	OAL Closed Length	Weight Lbs.	Rated Capty. Lbs.	Price Each
TB103-J-J-316SS	3/8-16	6	12 3/8	1.07	1,200	
TB105-J-J-316SS	1/2-13	6	12 3/8	1.69	2,200	
TB105-J-J-J-316SS	1/2-13	12	19 3/4	2.44	2,200	

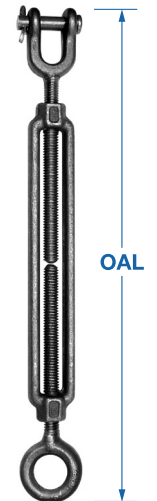


Turnbuckle Assemblies

Turnbuckle Assembly - Jaw & Eye

Drop Forged Carbon Steel, Self-Colored

Stock No.	Diameter & Thread	Take-up	OAL Closed Length	Weight Lbs.	Rated Capty. Lbs.	Price Each
TB101-4-J-E	1/4-20	4	9 1/2	0.26	500	
TB103-J-E	3/8-16	6	11 7/8	0.98	1,040	
TB105-J-E	1/2-13	6	12 3/4	1.58	1,800	
TB107-J-E	5/8-11	6	14 11/16	2.53	3,200	
TB108-J-E	3/4-10	6	16	4.14	5,000	
TB110-J-E	1-8	6	19 19/32	8.05	10,000	
TB110-J-J-E	1-8	12	25 5/16	10.00	10,000	



Turnbuckle Assembly - Jaw & Eye, Galvanized

Drop Forged Carbon Steel

Stock No.	Diameter & Thread	Take-up	OAL Closed Length	Weight Lbs.	Rated Capty. Lbs.	Price Each
TB101-4-J-E-ZN*	1/4-20	4	9 1/2	0.26	500	
TB103-J-E-HDG	3/8-16	6	11 7/8	0.78	1,200	
TB105-J-E-HDG	1/2-13	6	12 3/4	1.51	2,100	
TB107-J-E-HDG	5/8-11	6	14 11/16	2.53	3,200	
TB108-J-E-HDG	3/4-10	6	16	4.14	5,000	
TB110-J-E-HDG	1-8	6	19 19/32	8.05	10,000	
TB110-J-J-E-HDG	1-8	12	25 5/16	10.00	10,000	

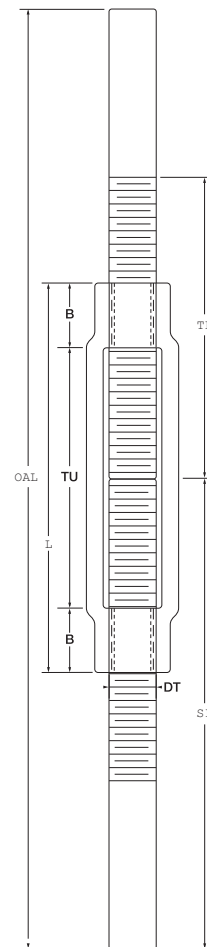
*Zinc Plated (Not tapped oversized)

Turnbuckle Assemblies - Stub & Stub

Carbon Steel, Self-Colored

Stock No.	DT Dia. & Thread	TU Take- Up	B Nut End	L Body Length	OAL Closed Length	SL Stub Length	TL Min. Thread Length	Weight Lbs.	Rated Capty. Lbs.	Price Each
TB101-4-S	1/4-20	4	7/16	5 1/2	10 1/2	5 1/4	2 3/4	0.36	500	
TB102-S	5/16-18	4 1/2	7/16	5 1/2	10 1/2	5 1/4	2 3/4	0.44	800	
TB103-S	3/8-16	6	5/8	7 3/8	13	6 1/2	4 1/16	0.82	1,200	
TB105-3-S	1/2-13	3	1	5 3/16	8	4	2 9/16	1.14	2,200	
TB105-4-S	1/2-13	4	1	6 3/16	10	5	3 1/16	1.35	2,200	
TB105-S	1/2-13	6	1 1/16	7 7/16	14	7	4 1/16	1.39	2,200	
TB105-9-S	1/2-13	9	1 5/32	11 7/16	20	10	5 9/16	3.13	2,200	
TB105-J-S	1/2-13	12	1 1/16	13 7/16	26	13	7 1/16	2.53	2,200	
TB107-3-S	5/8-11	3	1	5 3/16	9	4 1/2	2 3/4	1.45	3,500	
TB107-4-S	5/8-11	4	1	6 3/16	11	5 1/2	3 1/4	1.71	3,500	
TB107-S	5/8-11	6	1	8 3/16	15	7 1/2	4 1/4	2.28	3,500	
TB107-9-S	5/8-11	9	1 5/32	11 7/16	21	10 1/2	5 3/4	3.77	3,500	
TB107-J-S	5/8-11	12	1 5/32	14 7/16	27	13 1/2	7 1/4	5.01	3,500	
TB108-S	3/4-10	6	1 5/32	8 7/16	16	8	4 5/16	3.44	5,200	
TB108-9-S	3/4-10	9	1 5/32	11 7/16	22	11	5 13/16	4.60	5,200	
TB108-J-S	3/4-10	12	1 5/32	14 7/16	28	14	7 5/16	6.02	5,200	
TB109-S	7/8-9	6	1 5/16	8 3/4	17	8 1/2	4 1/2	4.43	7,200	
TB109-J-S	7/8-9	12	1 3/8	14 15/16	29	14 1/2	7 1/2	8.76	7,200	
TB110-S	1-8	6	1 3/8	8 15/16	18	9	5 1/8	5.70	10,000	
TB110-J-S	1-8	12	1 3/8	14 15/16	30	15	8 1/8	10.30	10,000	
TB111-S	1 1/8-7	6	1 1/2	9 7/32	19	9 1/2	5 1/4	7.56	15,000	
TB111-J-S	1 1/8-7	12	1 7/8	16	31	15 1/2	8 1/4	19.27	15,000	
TB112-S	1 1/4-7	6	1 11/16	9 11/16	19 1/8	9 9/16	5 5/16	9.59	15,200	
TB112-J-S	1 1/4-7	12	1 7/8	16	31 1/8	15 9/16	8 5/16	20.91	15,200	
TB113-S	1 3/8-6	6	1 13/16	9 7/8	20	10	5 9/16	12.36	17,400	
TB113-J-S	1 3/8-6	12	1 7/8	16	32	16	8 9/16	22.38	17,400	
TB114-S	1 1/2-6	6	1 7/8	10	20 1/4	10 1/8	5 3/4	15.34	21,000	
TB114-J-S	1 1/2-6	12	1 7/8	16	32 1/4	16 1/8	8 3/4	25.32	21,000	
TB117-S	1 5/8-5 1/2	6	2 9/32	10 15/16	21	10 1/2	5 3/4	21.17	27,000	
TB117-J-S	1 5/8-5 1/2	12	2 7/16	17 1/4	33	16 1/2	8 3/4	38.71	27,000	
TB115-S	1 3/4-5	6	2 9/32	10 15/16	21	10 1/2	5 3/4	22.44	28,000	
TB115-J-S	1 3/4-5	12	2 7/16	17 1/4	33	16 1/2	8 3/4	40.65	28,000	
TB118-S	1 7/8-5	6	2 7/16	11 1/4	22	11	6 1/4	29.19	34,000	
TB118-J-S	1 7/8-5	12	2 7/16	17 1/4	34	17	9 1/4	43.80	34,000	
TB116-S	2-4 1/2	6	2 7/16	11 1/4	22	11	6 1/4	30.58	36,000	
TB116-J-S	2-4 1/2	12	2 7/16	17 1/4	34	17	9 1/4	44.94	36,000	
TB119-S	2 1/4-4 1/2	6	3 1/4	12 11/16	25 3/4	12 7/8	7 1/2	44.09	48,000	
TB121-S	2 3/8-4	6	3 15/16	13 3/4	26	13	7 9/16	56.72	52,500	
TB120-S	2 1/2-4	6	3 15/16	13 3/4	26 1/4	13 1/8	7 9/16	56.30	60,000	

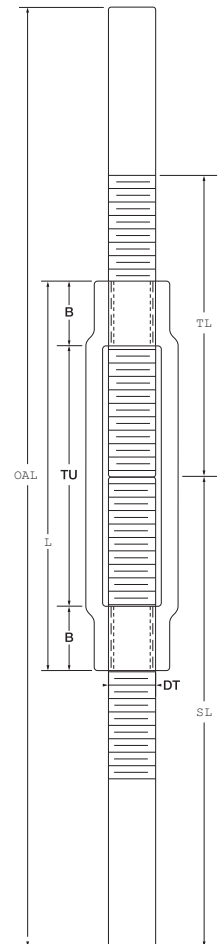
Stub Ends Mild Carbon Steel
 **Inquire for price & delivery.



Turnbuckle Assemblies - Stub & Stub, Galvanized

Carbon Steel

Stock No.	DT Dia. & Thread	TU Take- Up	B Nut End	L Body Length	OAL Closed Length	SL Stub Length	TL Min. Thread Length	Weight Lbs.	Rated Capty. Lbs.	Price Each
TB101-4-S-ZN*	1/4-20	4	7/16	5 1/2	10 1/2	5 1/4	2 3/4	0.36	500	
TB102-S-HDG	5/16-18	4 1/2	7/16	5 1/2	10 1/2	5 1/4	2 3/4	0.44	800	
TB103-S-HDG	3/8-16	6	5/8	7 3/8	13	6 1/2	4 1/16	0.82	1,200	
TB105-3-S-HDG	1/2-13	3	1	5 3/16	8	4	2 9/16	1.14	2,200	
TB105-4-S-HDG	1/2-13	4	1	6 3/16	10	5	3 1/16	1.35	2,200	
TB105-S-HDG	1/2-13	6	1 1/16	7 7/16	14	7	4 1/16	1.39	2,200	
TB105-9-S-HDG	1/2-13	9	1 5/32	11 7/16	20	10	5 9/16	3.13	2,200	
TB105-J-S-HDG	1/2-13	12	1 1/16	13 7/16	26	13	7 1/16	2.53	2,200	
TB107-3-S-HDG	5/8-11	3	1	5 3/16	9	4 1/2	2 3/4	1.45	3,500	
TB107-4-S-HDG	5/8-11	4	1	6 3/16	11	5 1/2	3 1/4	1.71	3,500	
TB107-S-HDG	5/8-11	6	1	8 3/16	15	7 1/2	4 1/4	2.28	3,500	
TB107-9-S-HDG	5/8-11	9	1 5/32	11 7/16	21	10 1/2	5 3/4	3.77	3,500	
TB107-J-S-HDG	5/8-11	12	1 5/32	14 7/16	27	13 1/2	7 1/4	5.01	3,500	
TB108-S-HDG	3/4-10	6	1 5/32	8 7/16	16	8	4 5/16	3.44	5,200	
TB108-9-S-HDG	3/4-10	9	1 5/32	11 7/16	22	11	5 13/16	4.60	5,200	
TB108-J-S-HDG	3/4-10	12	1 5/32	14 7/16	28	14	7 5/16	6.02	5,200	
TB109-S-HDG	7/8-9	6	1 5/16	8 3/4	17	8 1/2	4 1/2	4.43	7,200	
TB109-J-S-HDG	7/8-9	12	1 3/8	14 15/16	29	14 1/2	7 1/2	8.76	7,200	
TB110-S-HDG	1-8	6	1 3/8	8 15/16	18	9	5 1/8	5.70	10,000	
TB110-J-S-HDG	1-8	12	1 3/8	14 15/16	30	15	8 1/8	10.30	10,000	
TB111-S-HDG	1 1/8-7	6	1 1/2	9 7/32	19	9 1/2	5 1/4	7.56	15,000	
TB111-J-S-HDG	1 1/8-7	12	1 7/8	16	31	15 1/2	8 1/4	19.27	15,000	
TB112-S-HDG	1 1/4-7	6	1 11/16	9 11/16	19 1/8	9 9/16	5 5/16	9.59	15,200	
TB112-J-S-HDG	1 1/4-7	12	1 7/8	16	31 1/8	15 9/16	8 5/16	20.91	15,200	
TB113-S-HDG	1 3/8-6	6	1 13/16	9 7/8	20	10	5 9/16	12.36	17,400	
TB113-J-S-HDG	1 3/8-6	12	1 7/8	16	32	16	8 9/16	22.38	17,400	
TB114-S-HDG	1 1/2-6	6	1 7/8	10	20 1/4	10 1/8	5 3/4	15.34	21,000	
TB114-J-S-HDG	1 1/2-6	12	1 7/8	16	32 1/4	16 1/8	8 3/4	25.32	21,000	
TB117-S-HDG	1 5/8-5 1/2	6	2 9/32	10 15/16	21	10 1/2	5 3/4	21.17	27,000	
TB117-J-S-HDG	1 5/8-5 1/2	12	2 7/16	17 1/4	33	16 1/2	8 3/4	38.71	27,000	
TB115-S-HDG	1 3/4-5	6	2 9/32	10 15/16	21	10 1/2	5 3/4	22.44	28,000	
TB115-J-S-HDG	1 3/4-5	12	2 7/16	17 1/4	33	16 1/2	8 3/4	40.65	28,000	
TB118-S-HDG	1 7/8-5	6	2 7/16	11 1/4	22	11	6 1/4	29.19	34,000	
TB118-J-S-HDG	1 7/8-5	12	2 7/16	17 1/4	34	17	9 1/4	43.80	34,000	
TB116-S-HDG	2-4 1/2	6	2 7/16	11 1/4	22	11	6 1/4	30.58	36,000	
TB116-J-S-HDG	2-4 1/2	12	2 7/16	17 1/4	34	17	9 1/4	44.94	36,000	
TB119-S-HDG	2 1/4-4 1/2	6	3 1/4	12 11/16	25 3/4	12 7/8	7 1/2	44.09	48,000	
TB121-S-HDG	2 3/8-4	6	3 15/16	13 3/4	26	13	7 9/16	56.72	52,500	
TB120-S-HDG	2 1/2-4	6	3 15/16	13 3/4	26 1/4	13 1/8	7 9/16	56.30	60,000	



Stub Ends Mild Carbon Steel

*ZINC PLATED

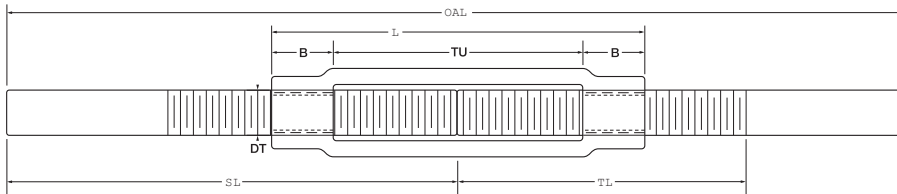
**Inquire for price & delivery.

Turnbuckle Assemblies - Stub & Stub, 316 Stainless

Stainless Steel, Self-Colored

Stock No.	DT Dia. & Thread	TU Take- Up	B Nut End	L Body Length	OAL Closed Length	SL Stub Length	TL Min. Thread Length	Weight Lbs.	Rated Capty. Lbs.	Price Each
TB103-S-316SS	3/8-16	6	5/8	7 3/8	13	6 1/2	4 1/16	0.82	1,200	
TB105-S-316SS	1/2-13	6	11/16	7 7/16	14	7	4 1/16	1.39	2,200	
TB107-S-316SS	5/8-11	6	1	8 3/16	15	7 1/2	4 1/4	2.28	3,500	
TB108-S-316SS	3/4-10	6	1 5/32	8 7/16	16	8	4 5/16	3.44	5,200	
TB109-S-316SS	7/8-9	6	1 5/16	8 3/4	17	8 1/2	4 1/2	4.43	7,200	
TB110-S-316SS	1-8	6	1 3/8	8 15/16	18	9	5 1/8	5.70	10,000	
TB111-S-316SS	1 1/8-7	6	1 11/16	9 11/16	19	9 1/2	5 1/4	8.60	15,000	
TB112-S-316SS	1 1/4-7	6	1 11/16	9 11/16	19 1/8	9 9/16	5 5/16	9.59	15,200	
TB113-S-316SS	1 3/8-6	6	1 7/8	10	20	10	5 9/16	14.19	17,400	
TB114-S-316SS	1 1/2-6	6	1 7/8	10	20 1/4	10 1/8	5 3/4	15.34	21,000	

Passivate & Electropolish at additional cost



Turnbuckle Fittings - Stubs, 316 Stainless

Stainless Steel, Self-Colored

Threaded: UNC-2A, Right Hand & Left Hand Threads

Stock No. Right Hand	Stock No. Left Hand	Stub Dia. & Thread UNC-2A	Stub Length	Min. Thread Length	Weight Lbs.	Rated Capty. Lbs.	Price Each
TBS-03-RH-316SS	TBS-03-LH-316SS	3/8-16	6 1/2	4 1/16	0.18	1,200	
TBS-05-RH-316SS	TBS-05-LH-316SS	1/2-13	7	4 1/16	0.39	2,200	
TBS-07-RH-316SS	TBS-07-LH-316SS	5/8-11	7 1/2	4 1/4	0.66	3,500	
TBS-08-RH-316SS	TBS-08-LH-316SS	3/4-10	8	4 5/16	0.91	5,200	
TBS-09-RH-316SS	TBS-09-LH-316SS	7/8-9	8 1/2	4 1/2	1.32	7,200	
TBS-10-RH-316SS	TBS-10-LH-316SS	1-8	9	5 1/8	1.80	10,000	
TBS-11-RH-316SS	TBS-11-LH-316SS	1 1/8-7	9 1/2	5 1/4	2.39	15,000	
TBS-12-RH-316SS	TBS-12-LH-316SS	1 1/4-7	9 9/16	5 5/16	3.08	15,200	
TBS-13-RH-316SS	TBS-13-LH-316SS	1 3/8-6	10	5 9/16	3.86	17,400	
TBS-14-RH-316SS	TBS-14-LH-316SS	1 1/2-6	10 1/8	5 3/4	4.59	21,000	

Passivate & Electropolish at additional cost.



Turnbuckle Fittings - Stubs

Mild Carbon Steel, Self-Colored
 Threaded: UNC-2A, Right Hand & Left Hand Threads

Stock No. Right Hand	Stock No. Left Hand	Stub Dia. & Thread UNC-2A	Stub Length	Min. Thread Length	Weight Lbs.	Rated Capty. Lbs.	Price Each
TBS-01-RH	TBS-01-LH	1/4-20	5 1/4	2 3/4	0.06	500	
TBS-02-RH	TBS-02-LH	5/16-18	5 1/4	2 3/4	0.10	800	
TBS-03-RH	TBS-03-LH	3/8-16	6 1/2	4 1/16	0.18	1,200	
TBS-05-3-RH	TBS-05-3-LH	1/2-13	4	2 9/16	0.22	2,200	
TBS-05-4-RH	TBS-05-4-LH	1/2-13	5	3 1/16	0.28	2,200	
TBS-05-RH	TBS-05-LH	1/2-13	7	4 1/16	0.39	2,200	
TBS-05-9-RH	TBS-05-9-LH	1/2-13	10	5 9/16	0.56	2,200	
TBS-05-J-RH	TBS-05-J-LH	1/2-13	13	7 1/16	0.72	2,200	
TBS-07-3-RH	TBS-07-3-LH	5/8-11	4 1/2	2 3/4	0.39	3,500	
TBS-07-4-RH	TBS-07-4-LH	5/8-11	5 1/2	3 1/4	0.48	3,500	
TBS-07-RH	TBS-07-LH	5/8-11	7 1/2	4 1/4	0.66	3,500	
TBS-07-9-RH	TBS-07-9-LH	5/8-11	10 1/2	5 3/4	0.92	3,500	
TBS-07-J-RH	TBS-07-J-LH	5/8-11	13 1/2	7 1/4	1.18	3,500	
TBS-08-RH	TBS-08-LH	3/4-10	8	4 5/16	0.91	5,200	
TBS-08-9-RH	TBS-08-9-LH	3/4-10	11	5 13/16	1.38	5,200	
TBS-08-J-RH	TBS-08-J-LH	3/4-10	14	7 5/16	1.75	5,200	
TBS-09-RH	TBS-09-LH	7/8-9	8 1/2	4 1/2	1.32	7,200	
TBS-09-J-RH	TBS-09-J-LH	7/8-9	14 1/2	7 1/2	2.47	7,200	
TBS-10-RH	TBS-10-LH	1-8	9	5 1/8	1.80	10,000	
TBS-10-J-RH	TBS-10-J-LH	1-8	15	8 1/8	3.35	10,000	
TBS-11-RH	TBS-11-LH	1 1/8-7	9 1/2	5 1/4	2.39	15,000	
TBS-11-J-RH	TBS-11-J-LH	1 1/8-7	15 1/2	8 1/4	4.37	15,000	
TBS-12-RH	TBS-12-LH	1 1/4-7	9 9/16	5 5/16	3.08	15,200	
TBS-12-J-RH	TBS-12-J-LH	1 1/4-7	15 9/16	8 5/16	5.42	15,200	
TBS-13-RH	TBS-13-LH	1 3/8-6	10	5 9/16	3.86	17,400	
TBS-13-J-RH	TBS-13-J-LH	1 3/8-6	16	8 9/16	6.38	17,400	
TBS-14-RH	TBS-14-LH	1 1/2-6	10 1/8	5 3/4	4.59	21,000	
TBS-14-J-RH	TBS-14-J-LH	1 1/2-6	16 1/8	8 3/4	8.08	21,000	
TBS-17-RH	TBS-17-LH	1 5/8-5 1/2	10 1/2	5 3/4	5.66	27,000	
TBS-17-J-RH	TBS-17-J-LH	1 5/8-5 1/2	16 1/2	8 3/4	9.20	27,000	
TBS-15-RH	TBS-15-LH	1 3/4-5	10 1/2	5 3/4	6.53	28,000	
TBS-15-J-RH	TBS-15-J-LH	1 3/4-5	16 1/2	8 3/4	10.61	28,000	
TBS-18-RH	TBS-18-LH	1 7/8-5	11	6 1/4	7.95	34,000	
TBS-18-J-RH	TBS-18-J-LH	1 7/8-5	17	9 1/4	12.63	34,000	
TBS-16-RH	TBS-16-LH	2-4 1/2	11	6 1/4	8.96	36,000	
TBS-16-J-RH	TBS-16-J-LH	2-4 1/2	17	9 1/4	13.64	36,000	
TBS-19-RH	TBS-19-LH	2 1/4-4 1/2	12 7/8	7 1/2	13.34	48,000	
TBS-21-RH	TBS-21-LH	2 3/8-4	13	7 9/16	16.38	52,500	
TBS-20-RH	TBS-20-LH	2 1/2-4	13 1/8	7 9/16	16.74	60,000	



Turnbuckle Fittings

**Inquire for price & delivery.

Turnbuckle Fittings - Stubs, Galvanized

Mild Carbon Steel
 Threaded: UNC-2A *before galvanizing*, Right Hand & Left Hand Threads

Stock No. Right Hand	Stock No. Left Hand	Stub Dia. & Thread UNC-2A	Stub Length	Min. Thread Length	Weight Lbs.	Rated Capty. Lbs.	Price Each
TBS-01-RH-ZN*	TBS-01-LH-ZN*	1/4-20	5 1/4	2 3/4	0.06	500	
TBS-02-RH-HDG	TBS-02-LH-HDG	5/16-18	5 1/4	2 3/4	0.10	800	
TBS-03-RH-HDG	TBS-03-LH-HDG	3/8-16	6 1/2	4 1/16	0.18	1,200	
TBS-05-3-RH-HDG	TBS-05-3-LH-HDG	1/2-13	4	2 9/16	0.22	2,200	
TBS-05-4-RH-HDG	TBS-05-4-LH-HDG	1/2-13	5	3 1/16	0.28	2,200	
TBS-05-RH-HDG	TBS-05-LH-HDG	1/2-13	7	4 1/16	0.39	2,200	
TBS-05-9-RH-HDG	TBS-05-9-LH-HDG	1/2-13	10	5 9/16	0.56	2,200	
TBS-05-J-RH-HDG	TBS-05-J-LH-HDG	1/2-13	13	7 1/16	0.72	2,200	
TBS-07-3-RH-HDG	TBS-07-3-LH-HDG	5/8-11	4 1/2	2 3/4	0.39	3,500	
TBS-07-4-RH-HDG	TBS-07-4-LH-HDG	5/8-11	5 1/2	3 1/4	0.48	3,500	
TBS-07-RH-HDG	TBS-07-LH-HDG	5/8-11	7 1/2	4 1/4	0.66	3,500	
TBS-07-9-RH-HDG	TBS-07-9-LH-HDG	5/8-11	10 1/2	5 3/4	0.92	3,500	
TBS-07-J-RH-HDG	TBS-07-J-LH-HDG	5/8-11	13 1/2	7 1/4	1.18	3,500	
TBS-08-RH-HDG	TBS-08-LH-HDG	3/4-10	8	4 5/16	0.91	5,200	
TBS-08-9-RH-HDG	TBS-08-9-LH-HDG	3/4-10	11	5 13/16	1.38	5,200	
TBS-08-J-RH-HDG	TBS-08-J-LH-HDG	3/4-10	14	7 5/16	1.75	5,200	
TBS-09-RH-HDG	TBS-09-LH-HDG	7/8-9	8 1/2	4 1/2	1.32	7,200	
TBS-09-J-RH-HDG	TBS-09-J-LH-HDG	7/8-9	14 1/2	7 1/2	2.47	7,200	
TBS-10-RH-HDG	TBS-10-LH-HDG	1-8	9	5 1/8	1.80	10,000	
TBS-10-J-RH-HDG	TBS-10-J-LH-HDG	1-8	15	8 1/8	3.35	10,000	
TBS-11-RH-HDG	TBS-11-LH-HDG	1 1/8-7	9 1/2	5 1/4	2.39	15,000	
TBS-11-J-RH-HDG	TBS-11-J-LH-HDG	1 1/8-7	15 1/2	8 1/4	4.37	15,000	
TBS-12-RH-HDG	TBS-12-LH-HDG	1 1/4-7	9 9/16	5 5/16	3.08	15,200	
TBS-12-J-RH-HDG	TBS-12-J-LH-HDG	1 1/4-7	15 9/16	8 5/16	5.42	15,200	
TBS-13-RH-HDG	TBS-13-LH-HDG	1 3/8-6	10	5 9/16	3.86	17,400	
TBS-13-J-RH-HDG	TBS-13-J-LH-HDG	1 3/8-6	16	8 9/16	6.38	17,400	
TBS-14-RH-HDG	TBS-14-LH-HDG	1 1/2-6	10 1/8	5 3/4	4.59	21,000	
TBS-14-J-RH-HDG	TBS-14-J-LH-HDG	1 1/2-6	16 1/8	8 3/4	8.08	21,000	
TBS-17-RH-HDG	TBS-17-LH-HDG	1 5/8-5 1/2	10 1/2	5 3/4	5.66	27,000	
TBS-17-J-RH-HDG	TBS-17-J-LH-HDG	1 5/8-5 1/2	16 1/2	8 3/4	9.20	27,000	
TBS-15-RH-HDG	TBS-15-LH-HDG	1 3/4-5	10 1/2	5 3/4	6.53	28,000	
TBS-15-J-RH-HDG	TBS-15-J-LH-HDG	1 3/4-5	16 1/2	8 3/4	10.61	28,000	
TBS-18-RH-HDG	TBS-18-LH-HDG	1 7/8-5	11	6 1/4	7.95	34,000	
TBS-18-J-RH-HDG	TBS-18-J-LH-HDG	1 7/8-5	17	9 1/4	12.63	34,000	
TBS-16-RH-HDG	TBS-16-LH-HDG	2-4 1/2	11	6 1/4	8.96	36,000	
TBS-16-J-RH-HDG	TBS-16-J-LH-HDG	2-4 1/2	17	9 1/4	13.64	36,000	
TBS-19-RH-HDG	TBS-19-LH-HDG	2 1/4-4 1/2	12 7/8	7 1/2	13.34	48,000	
TBS-21-RH-HDG	TBS-21-LH-HDG	2 3/8-4	13	7 9/16	16.38	52,500	
TBS-20-RH-HDG	TBS-20-LH-HDG	2 1/2-4	13 1/8	7 9/16	16.74	60,000	



*ZINC PLATED

**Inquire for price & delivery.

Turnbuckle Fittings - Eyes

Drop Forged Carbon Steel, Self-Colored
 Threaded: UNC-2A, Right Hand & Left Hand Threads

Stock No. Right Hand	Stock No. Left Hand	Dia. & Thread UNC-2A	Shank Length	Eye I.D.	Eye O.D.	Weight Lbs.	Rated Capty. Lbs.	Price Each
TBE-01-RH	TBE-01-LH	1/4-20	4	1/2	1	0.07	500	
TBE-03-RH	TBE-03-LH	3/8-16	4 1/8	51/64	1 17/32	0.21	1,040	
TBE-05-RH	TBE-05-LH	1/2-13	4 5/8	1	1 15/16	0.43	1,800	
TBE-07-RH	TBE-07-LH	5/8-11	4 9/16	1 19/64	2 9/32	0.67	2,700	
TBE-08-RH	TBE-08-LH	3/4-10	4 7/8	1 17/32	2 13/16	1.12	4,000	
TBE-10-RH*	TBE-10-LH*	1-8	5 3/4	2	3 7/8	2.80	8,500	

* Longer lengths available. Inquire for price & delivery.



Turnbuckle Fittings - Eyes, Galvanized

Drop Forged Carbon Steel
 Threaded: UNC-2A *before galvanizing*, Right Hand & Left Hand Threads

Stock No. Right Hand	Stock No. Left Hand	Dia. & Thread UNC-2A	Shank Length	Eye I.D.	Eye O.D.	Weight Lbs.	Rated Capty. Lbs.	Price Each
TBE-01-RH-ZN**	TBE-01-LH-ZN**	1/4-20	4	1/2	1	0.07	500	
TBE-03-RH-HDG	TBE-03-LH-HDG	3/8-16	4 1/8	51/64	1 17/32	0.21	1,040	
TBE-05-RH-HDG	TBE-05-LH-HDG	1/2-13	4 5/8	1	1 15/16	0.43	1,800	
TBE-07-RH-HDG	TBE-07-LH-HDG	5/8-11	4 9/16	1 19/64	2 9/32	0.67	2,700	
TBE-08-RH-HDG	TBE-08-LH-HDG	3/4-10	4 7/8	1 17/32	2 13/16	1.12	4,000	
TBE-10-RH-HDG*	TBE-10-LH-HDG*	1-8	5 3/4	2	3 7/8	2.80	8,500	

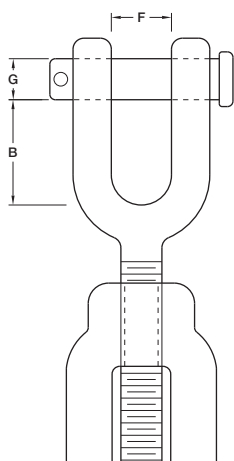
* Longer lengths available. Inquire for price & delivery.

** This Product Is Only Available Zinc Plated, As Hot-Dipped Galvanizing Is Too Thick For This Thread Size

Turnbuckle Fittings - Eyes, 316 Stainless Steel

Drop Forged Stainless Steel, Self Colored
 Threaded: UNC-2A Right Hand & Left Hand Threads

Stock No. Right Hand	Stock No. Left Hand	Dia. & Thread UNC-2A	Shank Length	Eye I.D.	Eye O.D.	Weight Lbs.	Rated Capty. Lbs.	Price Each
TBE-01-RH-316SS	TBE-01-LH-316SS	1/4-20	4	1/2	1	0.07	500	



Turnbuckle Fittings - Jaws

Drop Forged Carbon Steel, Self-Colored
 Threaded: UNC-2A, Right Hand & Left Hand Threads

Stock No. Right Hand	Stock No. Left Hand	Dia. & Thread UNC-2A	Shank Length	F	B	G (Min)	Weight Lbs.	Rated Capty. Lbs.	Price Each
TBJ-01-RH	TBJ-01-LH	1/4-20	3	7/16	11/16	1/4	0.12	500	
TBJ-02-RH	TBJ-02-LH	5/16-18	3 1/2	15/32	3/4	1/4	0.18	800	
TBJ-03-RH	TBJ-03-LH	3/8-16	4 3/8	1/2	7/8	5/16	0.30	1,200	
TBJ-05-3-RH	TBJ-05-3-LH	1/2-13	3	5/8	1 1/32	3/8	0.46	2,200	
TBJ-05-4-RH	TBJ-05-4-LH	1/2-13	3 1/2	5/8	1 1/32	3/8	0.48	2,200	
TBJ-05-RH	TBJ-05-LH	1/2-13	4	5/8	1 1/32	3/8	0.54	2,200	
TBJ-05-9-RH	TBJ-05-9-LH	1/2-13	6 1/4	5/8	1 1/32	3/8	0.63	2,200	
TBJ-05-J-RH	TBJ-05-J-LH	1/2-13	7 3/4	5/8	1 1/32	3/8	0.68	2,200	
TBJ-07-3-RH	TBJ-07-3-LH	5/8-11	4	13/16	1 3/8	1/2	0.96	3,500	
TBJ-07-4-RH	TBJ-07-4-LH	5/8-11	4 1/2	13/16	1 3/8	1/2	0.99	3,500	
TBJ-07-RH	TBJ-07-LH	5/8-11	5	13/16	1 3/8	1/2	1.03	3,500	
TBJ-07-9-RH	TBJ-07-9-LH	5/8-11	6 5/8	13/16	1 3/8	1/2	1.14	3,500	
TBJ-07-J-RH	TBJ-07-J-LH	5/8-11	8 1/8	13/16	1 3/8	1/2	1.25	3,500	
TBJ-08-RH	TBJ-08-LH	3/4-10	5 1/8	15/16	1 17/32	5/8	1.57	5,200	
TBJ-08-9-RH	TBJ-08-9-LH	3/4-10	6 5/8	15/16	1 17/32	5/8	1.72	5,200	
TBJ-08-J-RH	TBJ-08-J-LH	3/4-10	8 1/8	15/16	1 17/32	5/8	1.87	5,200	
TBJ-09-RH	TBJ-09-LH	7/8-9	7 1/4	1 3/16	1 13/16	3/4	2.66	7,200	
TBJ-09-J-RH	TBJ-09-J-LH	7/8-9	9	1 3/16	1 13/16	3/4	2.90	7,200	
TBJ-10-RH	TBJ-10-LH	1-8	5 3/4	1 5/16	2 1/8	7/8	3.63	10,000	
TBJ-10-J-RH	TBJ-10-J-LH	1-8	8 1/2	1 5/16	2 1/8	7/8	4.12	10,000	

Turnbuckle Fittings - Jaws, Galvanized

Drop Forged Carbon Steel
 Threaded: UNC-2A *before galvanizing*, Right Hand & Left Hand Threads

Stock No. Right Hand	Stock No. Left Hand	Dia. & Thread UNC-2A	Shank Length	F	B	G (Min)	Weight Lbs.	Rated Capty. Lbs.	Price Each
TBJ-01-RH-ZN*	TBJ-01-LH-ZN*	1/4-20	3	7/16	11/16	1/4	0.12	500	
TBJ-02-RH-HDG	TBJ-02-LH-HDG	5/16-18	3 1/2	15/32	3/4	1/4	0.18	800	
TBJ-03-RH-HDG	TBJ-03-LH-HDG	3/8-16	4 3/8	1/2	7/8	5/16	0.30	1,200	
TBJ-05-3-RH-HDG	TBJ-05-3-LH-HDG	1/2-13	3	5/8	1 1/32	3/8	0.46	2,200	
TBJ-05-4-RH-HDG	TBJ-05-4-LH-HDG	1/2-13	3 1/2	5/8	1 1/32	3/8	0.48	2,200	
TBJ-05-RH-HDG	TBJ-05-LH-HDG	1/2-13	4	5/8	1 1/32	3/8	0.54	2,200	
TBJ-05-9-RH-HDG	TBJ-05-9-LH-HDG	1/2-13	6 1/4	5/8	1 1/32	3/8	0.63	2,200	
TBJ-05-J-RH-HDG	TBJ-05-J-LH-HDG	1/2-13	7 3/4	5/8	1 1/32	3/8	0.68	2,200	
TBJ-07-3-RH-HDG	TBJ-07-3-LH-HDG	5/8-11	4	13/16	1 3/8	1/2	0.96	3,500	
TBJ-07-4-RH-HDG	TBJ-07-4-LH-HDG	5/8-11	4 1/2	13/16	1 3/8	1/2	0.99	3,500	
TBJ-07-RH-HDG	TBJ-07-LH-HDG	5/8-11	5	13/16	1 3/8	1/2	1.03	3,500	
TBJ-07-9-RH-HDG	TBJ-07-9-LH-HDG	5/8-11	6 5/8	13/16	1 3/8	1/2	1.14	3,500	
TBJ-07-J-RH-HDG	TBJ-07-J-LH-HDG	5/8-11	8 1/8	13/16	1 3/8	1/2	1.25	3,500	
TBJ-08-RH-HDG	TBJ-08-LH-HDG	3/4-10	5 1/8	15/16	1 17/32	5/8	1.57	5,200	
TBJ-08-9-RH-HDG	TBJ-08-9-LH-HDG	3/4-10	6 5/8	15/16	1 17/32	5/8	1.72	5,200	
TBJ-08-J-RH-HDG	TBJ-08-J-LH-HDG	3/4-10	8 1/8	15/16	1 17/32	5/8	1.87	5,200	
TBJ-09-RH-HDG	TBJ-09-LH-HDG	7/8-9	7 1/4	1 3/16	1 13/16	3/4	2.66	7,200	
TBJ-09-J-RH-HDG	TBJ-09-J-LH-HDG	7/8-9	9	1 3/16	1 13/16	3/4	2.90	7,200	
TBJ-10-RH-HDG	TBJ-10-LH-HDG	1-8	5 3/4	1 5/16	2 1/8	7/8	3.63	10,000	
TBJ-10-J-RH-HDG	TBJ-10-J-LH-HDG	1-8	8 1/2	1 5/16	2 1/8	7/8	4.12	10,000	

*Zinc Plated

Turnbuckle Fittings - Jaws, 316 Stainless Steel

Drop Forged Stainless Steel, Self-Colored
 Threaded: UNC-2A *before galvanizing*, Right Hand & Left Hand Threads

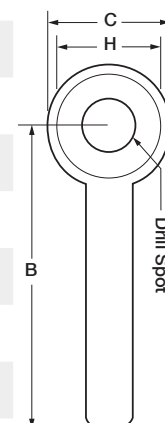
Stock No. Right Hand	Stock No. Left Hand	Dia. & Thread UNC-2A	Shank Length	F	B	G (Min)	Weight Lbs.	Rated Capty. Lbs.	Price Each
TBJ-03-RH-316SS	TBJ-03-LH-316SS	3/8-16	4 3/8	1/2	7/8	5/16	0.30	1,200	
TBJ-05-RH-316SS	TBJ-05-LH-316SS	1/2-13	4	5/8	1 1/32	3/8	0.54	2,200	
TBJ-05-J-RH-316SS	TBJ-05-J-LH-316SS	1/2-13	7 3/4	5/8	1 1/32	3/8	0.68	2,200	

Rod Ends - C1030-1035, Blank

Drop Forged Carbon Steel, Self-Colored
 ASTM A521, Class CA
 Modified to specifications at additional cost.
 Shank Diameter oversized for cut threading.

(Combination pricing on C1030-1035,
 Blank Rod Ends)

Stock No.	A Shank Dia. +.060/-0	B Center of Eye to End +.060/-0	H Face Diameter (Nominal)	C Head O.D. +.060/-0	D Head Thickness +.032/-.015	Weight Lbs.	Price Per Piece				
							1-99	100-249	250-499	500-999	1000+
1AA	1/4	1 1/2	33/64	9/16	9/32	0.03					
1A	1/4	3 1/2	33/64	9/16	9/32	0.06					
1E	1/4	6	33/64	9/16	9/32	0.14					
2AA	5/16	1 1/2	33/64	9/16	11/32	0.05					
2A	5/16	3 1/2	37/64	5/8	11/32	0.10					
2E	5/16	6	37/64	5/8	11/32	0.19					
3A	3/8	3 1/2	11/16	3/4	7/16	0.18					
3AM	3/8	3 1/2	25/32	13/16	3/8	0.18					
3E	3/8	6	11/16	3/4	7/16	0.25					
3EM	3/8	6	25/32	13/16	3/8	0.25					
3J	3/8	12	11/16	3/4	7/16	0.43					
3J24	3/8	24	11/16	3/4	7/16	0.80					
4E	7/16	6	13/16	7/8	1/2	0.33					
4J	7/16	12	13/16	7/8	1/2	0.59					
4J24	7/16	24	13/16	7/8	1/2	1.09					
5A	1/2	3 1/2	29/32	31/32	9/16	0.33					
5AM	1/2	3 1/2	15/16	1 1/32	1/2	0.33					
5AX	1/2	3 1/2	1 3/32	1 3/16	1/2	0.33					
5E	1/2	6	29/32	31/32	9/16	0.50					
5EM	1/2	6	15/16	1 1/32	1/2	0.50					
5EX	1/2	6	1 3/32	1 3/16	1/2	0.50					
5J	1/2	12	29/32	31/32	9/16	0.75					
5JX	1/2	12	1 3/32	1 3/16	1/2	0.75					
5J24	1/2	24	29/32	31/32	9/16	1.42					
5JX24	1/2	24	1 3/32	1 3/16	1/2	1.42					
6A	5/8	3 1/2	1 5/32	1 1/4	11/16	0.55					
6C	5/8	5	1 5/32	1 1/4	11/16	0.62					
6E	5/8	6	1 5/32	1 1/4	11/16	0.75					
6EM	5/8	6	1 7/32	1 5/16	5/8	0.75					
6J	5/8	12	1 5/32	1 1/4	11/16	1.25					
6J24	5/8	24	1 5/32	1 1/4	11/16	2.38					
7A	3/4	3 1/2	1 3/8	1 1/2	13/16	0.75					
7E	3/4	6	1 3/8	1 1/2	13/16	1.10					
7EM	3/4	6	1 13/32	1 9/16	3/4	1.10					
7J	3/4	12	1 3/8	1 1/2	13/16	1.80					
7J24	3/4	24	1 3/8	1 1/2	13/16	3.27					
8E	7/8	6	1 11/16	1 13/16	15/16	1.50					
8J	7/8	12	1 11/16	1 13/16	15/16	2.60					
8J24	7/8	24	1 11/16	1 13/16	15/16	2.60					
10E	1	6	1 7/8	2 1/32	1 1/16	2.15					
10EM	1	6	1 29/32	2 3/32	1	2.15					
10J	1	12	1 7/8	2 1/32	1 1/16	3.50					
10J24	1	24	1 7/8	2 1/32	1 1/16	6.07					
11J	1 1/8	12	1 29/32	2 1/8	1 3/16	4.17					
11J24	1 1/8	24	1 29/32	2 1/8	1 3/16	7.52					
12J	1 1/4	12	2 7/16	2 5/8	1 5/16	5.65					
12J24	1 1/4	24	2 7/16	2 5/8	1 5/16	9.83					
14J	1 1/2	12	2 7/8	3 3/32	1 1/2	8.25					
14J24	1 1/2	24	2 7/8	3 3/32	1 1/2	14.31					
16J	1 3/4	12	3 1/2	3 21/32	1 3/4	12.84					
16J24	1 3/4	24	3 1/2	3 21/32	1 3/4	21.02					
18J	2	12	3 15/16	4 5/32	2	16.12					
18J24	2	24	3 15/16	4 5/32	2	28.88					
22J14	2 1/2	14	4 25/32	5 1/8	2 1/2	23.03					



C1030-1035 Rod Ends

Longer lengths in stock in sizes 7/16" through 2". Inquire for price & delivery.

4140 Rod Ends

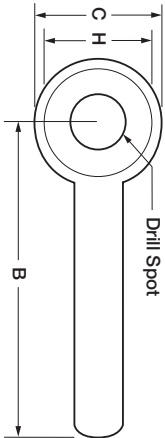


Rod Ends - 4140, Blank

Drop Forged Alloy Steel, Self-Colored
 Heat-Treated to ASTM A193-B7
 Modified to specifications at additional cost.
 Shank Diameter oversized for cut threading.

(Combination pricing on 4140, Blank Rod Ends)

Stock No.	A Shank Dia. +.060/-0	B Center of Eye to End +.060/-0	H Face Diameter (Nominal)	C Head O.D. +.060/-0	D Head Thickness +.032/-015	Weight Lbs.	Price Per Piece				
							1-99	100-249	250-499	500-999	1000+
1AA-B7	1/4	1 1/2	33/64	9/16	9/32	0.03					
1A-B7	1/4	3 1/2	33/64	9/16	9/32	0.06					
1E-B7	1/4	6	33/64	9/16	9/32	0.14					
2AA-B7	5/16	1 1/2	33/64	9/16	11/32	0.06					
2A-B7	5/16	3 1/2	37/64	5/8	11/32	0.10					
2E-B7	5/16	6	37/64	5/8	11/32	0.19					
3A-B7	3/8	3 1/2	11/16	3/4	7/16	0.18					
3AM-B7	3/8	3 1/2	25/32	13/16	3/8	0.18					
3E-B7	3/8	6	11/16	3/4	7/16	0.25					
3EM-B7	3/8	6	25/32	13/16	3/8	0.25					
3J-B7	3/8	12	11/16	3/4	7/16	0.43					
4E-B7	7/16	6	13/16	7/8	1/2	0.33					
4J-B7	7/16	12	13/16	7/8	1/2	0.59					
4J24-B7	7/16	24	13/16	7/8	1/2	1.09					
5A-B7	1/2	3 1/2	29/32	31/32	9/16	0.33					
5AM-B7	1/2	3 1/2	15/16	1 1/32	1/2	0.33					
5E-B7	1/2	6	29/32	31/32	9/16	0.50					
5EM-B7	1/2	6	15/16	1 1/32	1/2	0.50					
5EX-B7	1/2	6	1 3/32	1 3/16	1/2	0.50					
5J-B7	1/2	12	29/32	31/32	9/16	0.75					
5JX-B7	1/2	12	1 3/32	1 3/16	1/2	0.75					
6A-B7	5/8	3 1/2	1 5/32	1 1/4	11/16	0.55					
6AM-B7	5/8	3 1/2	1 7/32	1 5/16	5/8	0.55					
6C-B7	5/8	5	1 5/32	1 1/4	11/16	0.62					
6E-B7	5/8	6	1 5/32	1 1/4	11/16	0.75					
6EM-B7	5/8	6	1 7/32	1 5/16	5/8	0.75					
6J-B7	5/8	12	1 5/32	1 1/4	11/16	1.25					
6J24-B7	5/8	24	1 5/32	1 1/4	11/16	2.38					
7A-B7	3/4	3 1/2	1 3/8	1 1/2	13/16	0.75					
7AM-B7	3/4	3 1/2	1 13/32	1 9/16	3/4	0.75					
7E-B7	3/4	6	1 3/8	1 1/2	13/16	1.10					
7EM-B7	3/4	6	1 13/32	1 9/16	3/4	1.10					
7J-B7	3/4	12	1 3/8	1 1/2	13/16	1.80					
7J24-B7	3/4	24	1 3/8	1 1/2	13/16	3.27					
8E-B7	7/8	6	1 11/16	1 13/16	15/16	1.50					
8EM-B7	7/8	6	1-11/16	1-7/8	7/8	1.50					
8J-B7	7/8	12	1 11/16	1 13/16	15/16	2.60					
8J24-B7	7/8	24	1 11/16	1 13/16	15/16	4.63					
10E-B7	1	6	1 7/8	2 1/32	1 1/16	2.15					
10J-B7	1	12	1 7/8	2 1/32	1 1/16	3.50					
10J24-B7	1	24	1 7/8	2 1/32	1 1/16	6.07					
11J-B7	1 1/8	12	1 29/32	2 1/8	1 3/16	4.17					
11J24-B7	1 1/8	24	1 29/32	2 1/8	1 3/16	7.52					
12J-B7	1 1/4	12	2 7/16	2 5/8	1 5/16	5.65					
12J24-B7	1 1/4	24	2 7/16	2 5/8	1 5/16	9.83					
14J-B7	1 1/2	12	2 7/8	3 3/32	1 1/2	8.25					
14J24-B7	1 1/2	24	2 7/8	3 3/32	1 1/2	14.31					
16J-B7	1 3/4	12	3 1/2	3 21/32	1 3/4	12.84					
16J24-B7	1 3/4	24	3 1/2	3 21/32	1 3/4	21.02					
18J-B7	2	12	3 15/16	4 5/32	2	16.12					
18J24-B7	2	24	3 15/16	4 5/32	2	28.88					
22J14-B7	2 1/2	14	4 25/32	5 1/8	2 1/2	23.03					



Rod Ends - 304 Stainless, Blank


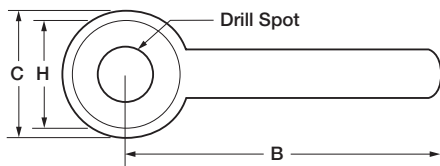
Drop Forged Stainless Steel, Self-Colored
 Heat-Treated to ASTM A193-B8
 Modified to specifications at additional cost.
 Shank Diameter oversized for cut threading.

(Combination pricing on 304 SS, Blank Rod Ends)

Stock No.	A Shank Dia. +.060/-0	B Center of Eye to End +.060/-0	H Face Diameter (Nominal)	C Head O.D. +.060/-0	D Head Thickness +.032/-015	Weight Lbs.	Price Per Piece				
							1-99	100-249	250-499	500-999	1000+
1AA-SS	1/4	1 1/2	33/64	9/16	9/32	0.03					
1A-SS	1/4	3 1/2	33/64	9/16	9/32	0.06					
1E-SS	1/4	6	33/64	9/16	9/32	0.14					
1EM-SS	1/4	6	9/16	39/64	1/4	0.14					
2AA-SS	5/16	1 1/2	33/64	9/16	11/32	0.06					
2A-SS	5/16	3 1/2	37/64	5/8	11/32	0.10					
2E-SS	5/16	6	37/64	5/8	11/32	0.21					
3A-SS	3/8	3 1/2	11/16	3/4	7/16	0.18					
3AM-SS	3/8	3 1/2	25/32	13/16	3/8	0.18					
3E-SS	3/8	6	11/16	3/4	7/16	0.25					
3J-SS	3/8	12	11/16	3/4	7/16	0.43					
4E-SS	7/16	6	13/16	7/8	1/2	0.33					
4J-SS	7/16	12	13/16	7/8	1/2	0.59					
5A-SS	1/2	3 1/2	29/32	31/32	9/16	0.33					
5AM-SS	1/2	3 1/2	15/16	1 1/32	1/2	0.33					
5E-SS	1/2	6	29/32	31/32	9/16	0.50					
5EM-SS	1/2	6	15/16	1 1/32	1/2	0.50					
5J-SS	1/2	12	29/32	31/32	9/16	0.75					
6E-SS	5/8	6	1 5/32	1 1/4	11/16	0.75					
6EM-SS	5/8	6	1 5/32	1 5/16	5/8	0.75					
6J-SS	5/8	12	1 5/32	1 1/4	11/16	1.25					
7E-SS	3/4	6	1 3/8	1 1/2	13/16	1.10					
7EM-SS	3/4	6	1 13/32	1 9/16	3/4	1.10					
7J-SS	3/4	12	1 3/8	1 1/2	13/16	1.80					
8E-SS	7/8	6	1 11/16	1 13/16	15/16	1.50					
8EM-SS	7/8	6	1 23/32	1 7/8	7/8	1.50					
8J-SS	7/8	12	1 11/16	1 13/16	15/16	2.60					
10E-SS	1	6	1 7/8	2 1/32	1 1/16	2.15					
10J-SS	1	12	1 7/8	2 1/32	1 1/16	3.50					
11J-SS	1 1/8	12	1 29/32	2 1/8	1 3/16	4.17					
12J-SS	1 1/4	12	2 7/16	2 5/8	1 5/16	5.65					
14E-SS	1 1/2	6	2 7/8	3 3/32	1 1/2	5.25					
14J-SS	1 1/2	12	2 7/8	3 3/32	1 1/2	8.25					



304 Rod Ends



316 Rod Ends

Rod Ends - 316 Stainless, Blank

Drop Forged Stainless Steel, Self-Colored
 Heat-Treated to ASTM A193-B8M
 Modified to specifications at additional cost.
 Shank Diameter oversized for cut threading.

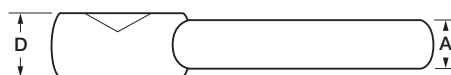
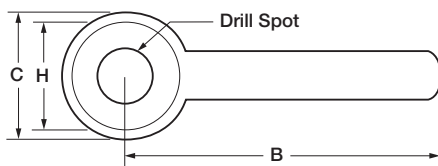
Stock No.	A Shank Dia. +.060/-0	B Center of Eye to End +.060/-0	H Face Diameter (Nominal)	C Head O.D. +.060/-0	D Head Thickness +.032/-015	Weight Lbs.	(Combination pricing on 316 SS, Blank Rod Ends)				
							Price Per Piece				
							1-99	100-249	250-499	500-999	1000+
1AA-316SS	1/4	1 1/2	33/64	9/16	9/32	0.03					
1A-316SS	1/4	3 1/2	33/64	9/16	9/32	0.06					
1E-316SS	1/4	6	33/64	9/16	9/32	0.14					
2AA-316SS	5/16	1 1/2	33/64	9/16	11/32	0.05					
2A-316SS	5/16	3 1/2	37/64	5/8	11/32	0.10					
2E-316SS	5/16	6	37/64	5/8	11/32	0.21					
3A-316SS	3/8	3 1/2	11/16	3/4	7/16	0.18					
3E-316SS	3/8	6	11/16	3/4	7/16	0.25					
3J-316SS	3/8	12	11/16	3/4	7/16	0.43					
4E-316SS	7/16	6	13/16	7/8	1/2	0.33					
4J-316SS	7/16	12	13/16	7/8	1/2	0.59					
5E-316SS	1/2	6	29/32	31/32	9/16	0.50					
5EM-316SS	1/2	6	15/16	1 1/32	1/2	0.50					
5J-316SS	1/2	12	29/32	31/32	9/16	0.75					
6E-316SS	5/8	6	1 5/32	1 1/4	11/16	0.75					
6J-316SS	5/8	12	1 5/32	1 1/4	11/16	1.25					
7E-316SS	3/4	6	1 3/8	1 1/2	13/16	1.10					
7J-316SS	3/4	12	1 3/8	1 1/2	13/16	1.80					
8E-316SS	7/8	6	1 11/16	1 13/16	15/16	1.50					
8EM-316SS	7/8	6	1 23/32	1 7/8	7/8	1.50					
8J-316SS	7/8	12	1 11/16	1 13/16	15/16	2.60					
10E-316SS	1	6	1 7/8	2 1/32	1 1/16	2.15					
10J-316SS	1	12	1 7/8	2 1/32	1 1/16	3.50					
11J-316SS	1 1/8	12	1 29/32	2 1/8	1 3/16	4.17					
12J-316SS	1 1/4	12	2 7/16	2 5/8	1 5/16	5.65					
14E-316SS	1 1/2	6	2 7/8	3 3/32	1 1/2	5.25					
14J-316SS	1 1/2	12	2 7/8	3 3/32	1 1/2	8.25					
16J-316SS	1 3/4	12	3 1/2	3 21/32	1 3/4	12.84					

C1045 Rod Ends

Rod Ends - C1045, Blank

Drop Forged Carbon Steel, Self-Colored
 Heat-Treated to ASTM A668, Class D
 Modified to specifications at additional cost.
 Shank Diameter oversized for thread cutting.

Stock No.	A Shank Dia. +.060/-0	B Center of Eye to End +.060/-0	H Face Diameter (Nominal)	C Head O.D. +.060/-0	D Head Thickness +.032/-015	Weight Lbs.	Price Per Piece				
							1-99	100-249	250-499	500-999	1000+
7C-45	3/4	3	1 3/8	1 1/2	13/16	0.75					
7E-45	3/4	6	1 3/8	1 1/2	13/16	1.10					
8E-45	7/8	6	1 11/16	1 13/16	15/16	1.50					



Rod Ends - C1030-1035, Machined & Black Oxided

Drop Forged Carbon Steel
 ASTM A521, Class CA
 Fully Threaded: UNC-2A, Last full thread to be a minimum of 1/4" away from head.
 Modified to specifications at additional cost.

(Combination pricing on C1030-1035,
 Machined Rod Ends)

Stock No.	A Shank Dia. & Thread UNC-2A	B Center of Eye to End +.060/-0	H Face Diameter (Nominal)	C Head O.D. +.060/-.030	D Head Thickness +.010/-.010	E Hole I.D. +.010/-0	Weight Lbs.	Price Per Piece				
								1-99	100-249	250-499	500-999	1000+
1AA-MACH	1/4-20	1 1/2	9/16	39/64	1/4	1/4	0.03					
1A-MACH	1/4-20	3 1/2	9/16	39/64	1/4	1/4	0.05					
1E-MACH	1/4-20	6	9/16	39/64	1/4	1/4	0.08					
2AA-MACH	5/16-18	1 1/2	9/16	39/64	5/16	5/16	0.04					
2A-MACH	5/16-18	3 1/2	5/8	43/64	5/16	5/16	0.08					
2E-MACH	5/16-18	6	5/8	43/64	5/16	5/16	0.12					
3A.1-MACH	3/8-16	1 15/16	25/32	13/16	3/8	3/8	0.08					
3A-MACH	3/8-16	3 1/2	25/32	13/16	3/8	3/8	0.13					
3C-MACH	3/8-16	5	25/32	13/16	3/8	3/8	0.16					
3E-MACH	3/8-16	6	25/32	13/16	3/8	3/8	0.18					
4E-MACH	7/16-14	6	7/8	15/16	7/16	7/16	0.25					
5A.1-MACH	1/2-13	2 7/16	15/16	1 1/32	1/2	1/2	0.17					
5A-MACH	1/2-13	3 1/2	15/16	1 1/32	1/2	1/2	0.22					
5C-MACH	1/2-13	5	15/16	1 1/32	1/2	1/2	0.29					
5E-MACH	1/2-13	6	15/16	1 1/32	1/2	1/2	0.33					
6A-MACH	5/8-11	3 1/2	1 7/32	1 5/16	5/8	5/8	0.38					
6C-MACH	5/8-11	5	1 7/32	1 5/16	5/8	5/8	0.48					
6E-MACH	5/8-11	6	1 7/32	1 5/16	5/8	5/8	0.55					
7A-MACH	3/4-10	3 1/2	1 13/32	1 9/16	3/4	3/4	0.56					
7C-MACH	3/4-10	5	1 13/32	1 9/16	3/4	3/4	0.74					
7E-MACH	3/4-10	6	1 13/32	1 9/16	3/4	3/4	0.82					
8C-MACH	7/8-9	5	1 23/32	1 7/8	7/8	7/8	1.11					
8E-MACH	7/8-9	6	1 23/32	1 7/8	7/8	7/8	1.20					
10E-MACH	1-8	6	1 29/32	2 3/32	1	1	1.60					
12E-MACH	1 1/4-7	6	2 7/16	2 21/32	1 1/4	1 1/4	2.82					
14E-MACH	1 1/2-6	6	2 7/8	3 3/32	1 1/2	1 1/2	4.27					

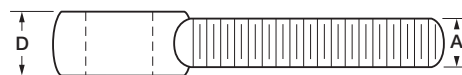
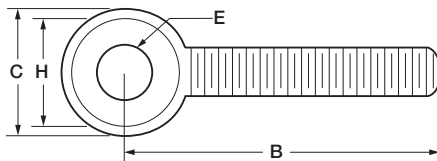
C1030-1035 Rod Ends

Rod Ends - C1030-1035, Machined & Black Oxided – Fine Thread

Drop Forged Carbon Steel
 ASTM A521, Class CA
 Fully Threaded: UNF-2A, Last full thread to be a minimum of 1/4" away from head.
 Modified to specifications at additional cost.

(Combination pricing on C1030-1035,
 Machined Rod Ends)

Stock No.	A Shank Dia. & Thread UNF-2A	B Center of Eye to End +.060/-0	H Face Diameter (Nominal)	C Head O.D. +.060/-.030	D Head Thickness +.010/-.010	E Hole I.D. +.010/-0	Weight Lbs.	Price Per Piece				
								1-99	100-249	250-499	500-999	1000+
1A-MACH-UNF	1/4-28	3 1/2	9/16	39/64	1/4	1/4	0.06					
3A-MACH-UNF	3/8-24	3 1/2	25/32	13/16	3/8	3/8	0.13					
5A-MACH-UNF	1/2-20	3 1/2	15/16	1 1/32	1/2	1/2	0.23					
7E-MACH-UNF	3/4-16	6	1 13/32	1 9/16	3/4	3/4	0.91					



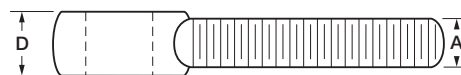
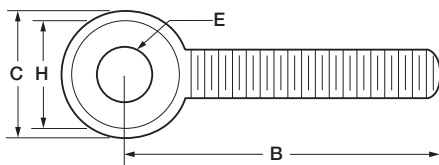
Rod Ends - 4140, Machined & Black Oxided

Drop Forged Alloy Steel
 Heat-Treated to ASTM A193-B7

Fully Threaded: UNC-2A, Last full thread to be a minimum of 1/4" away from head. Modified to specifications at additional cost.

(Combination pricing on 4140, Machined Rod Ends)

Stock No.	A Shank Dia. & Thread UNC-2A	B Center of Eye to End +.060/-0	H Face Diameter (Nominal)	C Head O.D. +.060/-.030	D Head Thickness +.010/-.010	E Hole I.D. +.010/-0	Weight Lbs.	Price Per Piece				
								1-99	100-249	250-499	500-999	1000+
1AA-B7MACH	1/4-20	1 1/2	9/16	39/64	1/4	1/4	0.03					
1A-B7MACH	1/4-20	3 1/2	9/16	39/64	1/4	1/4	0.05					
1E-B7MACH	1/4-20	6	9/16	39/64	1/4	1/4	0.08					
2AA-B7MACH	5/16-18	1 1/2	9/16	39/64	5/16	5/16	0.04					
2A-B7MACH	5/16-18	3 1/2	5/8	43/64	5/16	5/16	0.08					
2E-B7MACH	5/16-18	6	5/8	43/64	5/16	5/16	0.12					
3A.1-B7MACH	3/8-16	1 15/16	25/32	13/16	3/8	3/8	0.08					
3A-B7MACH	3/8-16	3 1/2	25/32	13/16	3/8	3/8	0.12					
3C-B7MACH	3/8-16	5	25/32	13/16	3/8	3/8	0.16					
3E-B7MACH	3/8-16	6	25/32	13/16	3/8	3/8	0.19					
4E-B7MACH	7/16-14	6	7/8	15/16	7/16	7/16	0.25					
5A.1-B7MACH	1/2-13	2 7/16	15/16	1 1/32	1/2	1/2	0.17					
5A-B7MACH	1/2-13	3 1/2	15/16	1 1/32	1/2	1/2	0.22					
5C-B7MACH	1/2-13	5	15/16	1 1/32	1/2	1/2	0.29					
5E-B7MACH	1/2-13	6	15/16	1 1/32	1/2	1/2	0.33					
6A-B7MACH	5/8-11	3 1/2	1 7/32	1 5/16	5/8	5/8	0.38					
6C-B7MACH	5/8-11	5	1 7/32	1 5/16	5/8	5/8	0.48					
6E-B7MACH	5/8-11	6	1 7/32	1 5/16	5/8	5/8	0.55					
7A-B7MACH	3/4-10	3 1/2	1 13/32	1 9/16	3/4	3/4	0.57					
7C-B7MACH	3/4-10	5	1 13/32	1 9/16	3/4	3/4	0.75					
7E-B7MACH	3/4-10	6	1 13/32	1 9/16	3/4	3/4	0.83					
8C-B7MACH	7/8-9	5	1 23/32	1 7/8	7/8	7/8	1.10					
8E-B7MACH	7/8-9	6	1 23/32	1 7/8	7/8	7/8	1.22					
10E-B7MACH	1-8	6	1 29/32	2 3/32	1	1	1.64					
12E-B7MACH	1 1/4-7	6	2 7/16	2 21/32	1 1/4	1 1/4	2.87					
14E-B7MACH	1 1/2-6	6	2 7/8	3 3/32	1 1/2	1 1/2	4.25					



Rod Ends - 4140, Machined & Black Oxided – Fine Thread

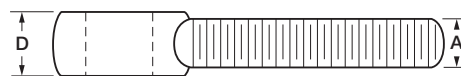
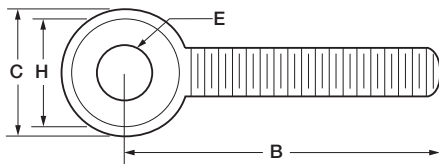
Drop Forged Alloy Steel
 Heat-Treated to ASTM A193-B7

Fully Threaded: UNF-2A, Last full thread to be a minimum of 1/4" away from head.

Modified to specifications at additional cost.

(Combination pricing on 4140, Machined Rod Ends)

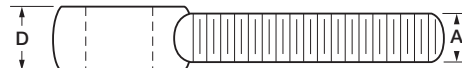
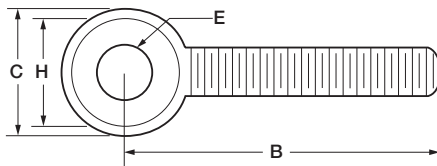
Stock No.	A Shank Dia. & Thread UNF-2A	B Center of Eye to End +.060/-0	H Face Diameter (Nominal)	C Head O.D. +.060/-.030	D Head Thickness +.010/-.010	E Hole I.D. +.010/-0	Weight Lbs.	Price Per Piece				
								1-99	100-249	250-499	500-999	1000+
1A-B7MACH-UNF	1/4-28	3 1/2	9/16	39/64	1/4	1/4	0.06					
3A-B7MACH-UNF	3/8-24	3 1/2	25/32	13/16	3/8	3/8	0.13					
5A-B7MACH-UNF	1/2-20	3 1/2	15/16	1 1/32	1/2	1/2	0.23					
7E-B7MACH-UNF	3/4-16	6	1 13/32	1 9/16	3/4	3/4	0.91					



Rod Ends - 304 Stainless, Machined

Drop Forged Stainless Steel, Self-Colored
 Heat-Treated to ASTM A193-B8
 Fully Threaded: UNC-2A, Last full thread to be a minimum of 1/4" away from head.
 Modified to specifications at additional cost.

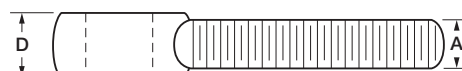
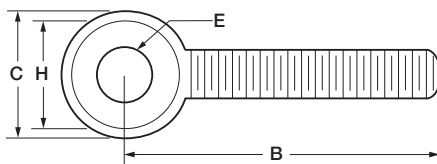
Stock No.	A Shank Dia. & Thread UNC-2A	B Center of Eye to End +.060/-0	H Face Diameter (Nominal)	C Head O.D. +.060/-.030	D Head Thickness +.010/-.010	E Hole I.D. +.010/-0	Weight Lbs.	(Combination pricing on 304 SS, Machined Rod Ends)				
								Price Per Piece				
								1-99	100-249	250-499	500-999	1000+
1AA-SSMACH	1/4-20	1 1/2	9/16	39/64	1/4	1/4	0.03					
1A-SSMACH	1/4-20	3 1/2	9/16	39/64	1/4	1/4	0.05					
1E-SSMACH	1/4-20	6	9/16	39/64	1/4	1/4	0.08					
2AA-SSMACH	5/16-18	1 1/2	9/16	39/64	5/16	5/16	0.04					
2A-SSMACH	5/16-18	3 1/2	5/8	43/64	5/16	5/16	0.08					
2E-SSMACH	5/16-18	6	5/8	43/64	5/16	5/16	0.12					
3A.1-SSMACH	3/8-16	1 15/16	25/32	13/16	3/8	3/8	0.08					
3A-SSMACH	3/8-16	3 1/2	25/32	13/16	3/8	3/8	0.12					
3C-SSMACH	3/8-16	5	25/32	13/16	3/8	3/8	0.16					
3E-SSMACH	3/8-16	6	25/32	13/16	3/8	3/8	0.19					
4E-SSMACH	7/16-14	6	7/8	15/16	7/16	7/16	0.25					
5A.1-SSMACH	1/2-13	2 7/16	15/16	1 1/32	1/2	1/2	0.17					
5A-SSMACH	1/2-13	3 1/2	15/16	1 1/32	1/2	1/2	0.22					
5C-SSMACH	1/2-13	5	15/16	1 1/32	1/2	1/2	0.29					
5E-SSMACH	1/2-13	6	15/16	1 1/32	1/2	1/2	0.33					
6A-SSMACH	5/8-11	3 1/2	1 7/32	1 5/16	5/8	5/8	0.38					
6C-SSMACH	5/8-11	5	1 7/32	1 5/16	5/8	5/8	0.48					
6E-SSMACH	5/8-11	6	1 7/32	1 5/16	5/8	5/8	0.55					
7A-SSMACH	3/4-10	3 1/2	1 13/32	1 9/16	3/4	3/4	0.57					
7C-SSMACH	3/4-10	5	1 13/32	1 9/16	3/4	3/4	0.75					
7E-SSMACH	3/4-10	6	1 13/32	1 9/16	3/4	3/4	0.83					
8C-SSMACH	7/8-9	5	1 23/32	1 7/8	7/8	7/8	1.10					
8E-SSMACH	7/8-9	6	1 23/32	1 7/8	7/8	7/8	1.22					
10E-SSMACH	1-8	6	1 29/32	2 3/32	1	1	1.63					
12E-SSMACH	1 1/4-7	6	2 7/16	2 21/32	1 1/4	1 1/4	2.87					
14E-SSMACH	1 1/2-6	6	2 7/8	3 3/32	1 1/2	1 1/2	4.25					



Rod Ends - 304 Stainless, Machined – Fine Thread

Drop Forged Stainless Steel, Self-Colored
 Heat-Treated to ASTM A193-B8
 Fully Threaded: UNF-2A, Last full thread to be a minimum of 1/4" away from head.
 Modified to specifications at additional cost.

Stock No.	A Shank Dia. & Thread UNF-2A	B Center of Eye to End +.060/-0	H Face Diameter (Nominal)	C Head O.D. +.060/-.030	D Head Thickness +.010/-.010	E Hole I.D. +.010/-0	Weight Lbs.	(Combination pricing on 304 SS, Machined Rod Ends)				
								Price Per Piece				
								1-99	100-249	250-499	500-999	1000+
1A-SSMACH-UNF	1/4-28	3 1/2	9/16	39/64	1/4	1/4	0.06					
3A-SSMACH-UNF	3/8-24	3 1/2	25/32	13/16	3/8	3/8	0.13					
5A-SSMACH-UNF	1/2-20	3 1/2	15/16	1 1/32	1/2	1/2	0.23					
7E-SSMACH-UNF	3/4-16	6	1 13/32	1 9/16	3/4	3/4	0.91					





Eye Nuts - Style A C1030

Drop Forged Carbon Steel, Self-Colored
 ASTM A105 Tapped: UNC-2B

Stock No.	T	A	B	C	D	E	F	G	Rated Capty. Lbs.	Weight Lbs.	(Combination pricing on Style A C1030 Eye Nuts) Price Per Piece		
	Dia. & Thread UNC-2B	Bell	Thread Length	Eye I.D.	Eye O.D.	Overall Length	Bail Dia. Thick.	I.D. Length			1-499	500-999	1000+
EN-3	3/8-16	7/8	5/8	1 1/4	2	2 1/2	3/8	1 1/2	2,700	0.25			
EN-5	1/2-13	7/8	5/8	1 1/4	2	2 1/2	3/8	1 1/2	2,700	0.23			
EN-7	5/8-11	1 3/8	3/4	1 1/2	2 1/2	3	1/2	1 3/4	5,000	0.56			
EN-8	3/4-10	1 3/8	3/4	1 1/2	2 1/2	3	1/2	1 3/4	5,000	0.55			

Blanks in stock. Inquire for price.

Eye Nuts - Style A C1030 - Metric

Drop Forged Carbon Steel, Self-Colored
 ASTM A105 Tapped: ISO Coarse Thread-6H

Stock No.	Approx. Equiv. in Inches	T	A	B	C	D	E	F	G	Rated Capty. in Kgs.	Rated Capty. in Lbs.	Weight Lbs.	(Combination pricing on Style A C1030-Metric Eye Nuts) Price Per Piece		
		Dia. & Thread	Bell	Thread Length	Eye I.D.	Eye O.D.	Overall Length	Bail Dia. Thick.	I.D. Length				1-499	500-999	1000+
EN-M8	3/8	M8 x 1.25	7/8	5/8	1 1/4	2	2 1/2	3/8	1 1/2	1,225	2,700	0.25			
EN-M10	7/16	M10 x 1.50	7/8	5/8	1 1/4	2	2 1/2	3/8	1 1/2	1,225	2,700	0.24			
EN-M12	1/2	M12 x 1.75	7/8	5/8	1 1/4	2	2 1/2	3/8	1 1/2	1,225	2,700	0.23			
EN-M16	5/8	M16 x 2.00	1 3/8	3/4	1 1/2	2 1/2	3	1/2	1 3/4	2,268	5,000	0.56			
EN-M18	3/4	M18 x 2.50	1 3/8	3/4	1 1/2	2 1/2	3	1/2	1 3/4	2,268	5,000	0.55			

Blanks in stock. Inquire for price.

Eye Nuts - Style A C1030 - Zinc Plated

Drop Forged Carbon Steel
 ASTM A105 Tapped: UNC-2B before plating

Stock No.	T	A	B	C	D	E	F	G	Rated Capty. Lbs.	Weight Lbs.	(Combination pricing on Style A C1030-Zinc Plated Eye Nuts) Price Per Piece		
	Dia. & Thread UNC-2B	Bell	Thread Length	Eye I.D.	Eye O.D.	Overall Length	Bail Dia. Thick.	I.D. Length			1-499	500-999	1000+
EN-3-ZN	3/8-16	7/8	5/8	1 1/4	2	2 1/2	3/8	1 1/2	2,700	0.25			
EN-5-ZN	1/2-13	7/8	5/8	1 1/4	2	2 1/2	3/8	1 1/2	2,700	0.23			

Eye Nuts - Style A C1030 - Galvanized

Drop Forged Carbon Steel
 ASTM A105 Tapped oversized: UNC-2B 3/8"-3/4" + 0.021 Thous.

Stock No.	T	A	B	C	D	E	F	G	Rated Capty. Lbs.	Weight Lbs.	(Combination pricing on Style A C1030-Galvanized Eye Nuts) Price Per Piece		
	Dia. & Thread UNC-2B	Bell	Thread Length	Eye I.D.	Eye O.D.	Overall Length	Bail Dia. Thick.	I.D. Length			1-499	500-999	1000+
EN-3-HDG	3/8-16	7/8	5/8	1 1/4	2	2 1/2	3/8	1 1/2	2,700	0.25			
EN-5-HDG	1/2-13	7/8	5/8	1 1/4	2	2 1/2	3/8	1 1/2	2,700	0.23			
EN-7-HDG	5/8-11	1 3/8	3/4	1 1/2	2 1/2	3	1/2	1 3/4	5,000	0.56			
EN-8-HDG	3/4-10	1 3/8	3/4	1 1/2	2 1/2	3	1/2	1 3/4	5,000	0.55			

Eye Nuts - Style A C1045

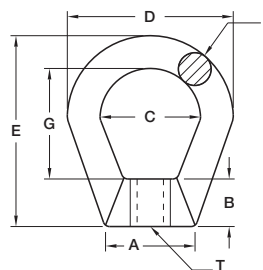
Drop Forged Carbon Steel, Self-Colored
 ASTM A194-2H Tapped: UNC-2B

Stock No.	T	A	B	C	D	E	F	G	Rated Capty. Lbs.	Weight Lbs.	(Combination pricing on Style A C1045 Eye Nuts) Price Per Piece		
	Dia. & Thread UNC-2B	Bell	Thread Length	Eye I.D.	Eye O.D.	Overall Length	Bail Dia. Thick.	I.D. Length			1-499	500-999	1000+
EN-3-2H	3/8-16	7/8	5/8	1 1/4	2	2 1/2	3/8	1 1/2	2,700	0.25			
EN-5-2H	1/2-13	7/8	5/8	1 1/4	2	2 1/2	3/8	1 1/2	2,700	0.23			
EN-7-2H	5/8-11	1 3/8	3/4	1 1/2	2 1/2	3	1/2	1 3/4	5,000	0.56			
EN-8-2H	3/4-10	1 3/8	3/4	1 1/2	2 1/2	3	1/2	1 3/4	5,000	0.55			

Blanks in stock (Not heat treated). Inquire for price.

Eye Nuts - Style A C1045 - Zinc Plated

Drop Forged Carbon Steel
 ASTM A194-2H
 Tapped: UNC-2B before plating



Style A

(Combination pricing on Style A C1045 Eye Nuts)
Price Per Piece

Stock No.	T Dia. & Thread UNC-2B	A Bell	B Thread Length	C Eye I.D.	D Eye O.D.	E Overall Length	F Bail Dia. Thick.	G I.D. Length	Rated Capty. Lbs.	Weight Lbs.	Price Per Piece		
											1-499	500-999	1000+
EN-3-2H-ZN	3/8-16	7/8	5/8	1 1/4	2	2 1/2	3/8	1 1/2	2,700	0.25			
EN-5-2H-ZN	1/2-13	7/8	5/8	1 1/4	2	2 1/2	3/8	1 1/2	2,700	0.23			
EN-7-2H-ZN	5/8-11	1 3/8	3/4	1 1/2	2 1/2	3	1/2	1 3/4	5,000	0.56			
EN-8-2H-ZN	3/4-10	1 3/8	3/4	1 1/2	2 1/2	3	1/2	1 3/4	5,000	0.55			

Eye Nuts - Style A 304 Stainless

Drop Forged Stainless Steel, Passivated & Electropolished
 ASTM A194-8
 Tapped: UNC-2B

(Combination pricing on Style A 304 Stainless Eye Nuts)
Price Per Piece

Stock No.	T Dia. & Thread UNC-2B	A Bell	B Thread Length	C Eye I.D.	D Eye O.D.	E Overall Length	F Bail Dia. Thick.	G I.D. Length	Rated Capty. Lbs.	Weight Lbs.	Price Per Piece		
											1-499	500-999	1000+
EN-3-SS	3/8-16	7/8	5/8	1 1/4	2	2 1/2	3/8	1 1/2	2,700	0.25			
EN-5-SS	1/2-13	7/8	5/8	1 1/4	2	2 1/2	3/8	1 1/2	2,700	0.23			
EN-7-SS	5/8-11	1 3/8	3/4	1 1/2	2 1/2	3	1/2	1 3/4	5,000	0.56			
EN-8-SS	3/4-10	1 3/8	3/4	1 1/2	2 1/2	3	1/2	1 3/4	5,000	0.55			

Blanks in stock (Not passivated or electropolished). Inquire for price.

Eye Nuts - Style A 316 Stainless

Drop Forged Stainless Steel, Passivated & Electropolished
 ASTM A194-8M
 Tapped: UNC-2B

(Combination pricing on Style A 316 Stainless Eye Nuts)
Price Per Piece

Stock No.	T Dia. & Thread UNC-2B	A Bell	B Thread Length	C Eye I.D.	D Eye O.D.	E Overall Length	F Bail Dia. Thick.	G I.D. Length	Rated Capty. Lbs.	Weight Lbs.	Price Per Piece		
											1-499	500-999	1000+
EN-3-316SS	3/8-16	7/8	5/8	1 1/4	2	2 1/2	3/8	1 1/2	2,700	0.25			
EN-5-316SS	1/2-13	7/8	5/8	1 1/4	2	2 1/2	3/8	1 1/2	2,700	0.23			
EN-7-316SS	5/8-11	1 3/8	3/4	1 1/2	2 1/2	3	1/2	1 3/4	5,000	0.56			
EN-8-316SS	3/4-10	1 3/8	3/4	1 1/4	2 1/2	3	1/2	1 3/4	5,000	0.55			

Blanks in stock (Not passivated or electropolished). Inquire for price.

Eye Nuts - Style B C1030

Drop Forged Carbon Steel, Self-Colored
 ASTM A105
 Tapped: UNC-2B

(Combination pricing on Style B C1030 Eye Nuts)
Price Per Piece

Stock No.	T Dia. & Thread UNC-2B	A Bell	B Thread Length	C Eye I.D.	D Eye O.D.	E Overall Length	F Bail Dia. Thick.	G I.D. Length	Rated Capty. Lbs.	Weight Lbs.	Price Per Piece		
											1-499	500-999	1000+
EN-9-HD	7/8-9	2 1/32	1 11/32	1 5/8	3 3/8	3 31/32	7/8	1 3/4	14,400	1.82			
EN-10-HD	1-8	2 9/32	1 11/16	1 3/4	3 3/4	4 27/32	1 1/32	2 3/16	18,800	2.80			
EN-12-HD	1 1/4-7	3 1/8	2 7/32	2 1/2	5 1/4	6 5/8	1 3/8	3 1/32	29,400	7.83			
EN-14-HD	1 1/2-6	3 1/8	2 7/32	2 1/2	5 1/4	6 5/8	1 3/8	3 1/32	35,600	7.43			

Blanks in stock. Inquire for price.

Style A Eye Nuts

Style B Eye Nuts

Eye Nuts - Style B C1030 - Galvanized

Drop Forged Carbon Steel
 ASTM A105

Tapped oversized: UNC-2B 7/8" + .021 Thous. / 1"-1 1/2" + 0.031 Thous.

Stock No.	T Dia. & Thread UNC-2B	A Bell	B Thread Length	C Eye I.D.	D Eye O.D.	E Overall Length	F Bail Dia. Thick.	G I.D. Length	Rated Capty. Lbs.	Weight Lbs.	(Combination pricing on Style B C1030-Galvanized Eye Nuts)		
											Price Per Piece		
											1-499	500-999	1000+
EN-9-HD-HDG	7/8-9	2 1/32	1 11/32	1 5/8	3 3/8	3 31/32	7/8	1 3/4	14,400	1.82			
EN-10-HD-HDG	1-8	2 9/32	1 11/16	1 3/4	3 3/4	4 27/32	1 1/32	2 3/16	18,800	2.80			
EN-12-HD-HDG	1 1/4-7	3 1/8	2 7/32	2 1/2	5 1/4	6 5/8	1 3/8	3 1/32	29,400	7.83			
EN-14-HD-HDG	1 1/2-6	3 1/8	2 7/32	2 1/2	5 1/4	6 5/8	1 3/8	3 1/32	35,600	7.43			


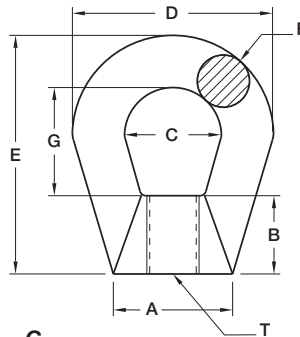
Eye Nuts - Style B C1045

Drop Forged Carbon Steel, Self-Colored
 ASTM A194-2H

Tapped: UNC-2B

Stock No.	T Dia. & Thread UNC-2B	A Bell	B Thread Length	C Eye I.D.	D Eye O.D.	E Overall Length	F Bail Dia. Thick.	G I.D. Length	Rated Capty. Lbs.	Weight Lbs.	(Combination pricing on Style B C1045 Eye Nuts)		
											Price Per Piece		
											1-499	500-999	1000+
EN-9-HD-2H	7/8-9	2 1/32	1 11/32	1 5/8	3 3/8	3 31/32	7/8	1 3/4	14,400	1.82			
EN-10-HD-2H	1-8	2 9/32	1 11/16	1 3/4	3 3/4	4 27/32	1 1/32	2 3/16	18,800	2.80			
EN-12-HD-2H	1 1/4-7	3 1/8	2 7/32	2 1/2	5 1/4	6 5/8	1 3/8	3 1/32	29,400	7.83			
EN-14-HD-2H	1 1/2-6	3 1/8	2 7/32	2 1/2	5 1/4	6 5/8	1 3/8	3 1/32	35,600	7.43			

Blanks in stock (Not heat treated). Inquire for price.



Style B

(Combination pricing on Style B
304 Stainless Eye Nuts)

Eye Nuts - Style B 304 Stainless

Drop Forged Stainless Steel, Passivated & Electropolished
 ASTM A194-8

Tapped: UNC-2B

Stock No.	T Dia. & Thread UNC-2B	A Bell	B Thread Length	C Eye I.D.	D Eye O.D.	E Overall Length	F Bail Dia. Thick.	G I.D. Length	Rated Capty. Lbs.	Weight Lbs.	(Combination pricing on Style B 304 Stainless Eye Nuts)		
											Price Per Piece		
											1-499	500-999	1000+
EN-9-HD-SS	7/8-9	2 1/32	1 11/32	1 5/8	3 3/8	3 31/32	7/8	1 3/4	14,400	1.82			
EN-10-HD-SS	1-8	2 9/32	1 11/16	1 3/4	3 3/4	4 27/32	1 1/32	2 3/16	18,800	2.80			
EN-12-HD-SS	1 1/4-7	3 1/8	2 7/32	2 1/2	5 1/4	6 5/8	1 3/8	3 1/32	29,400	7.83			
EN-14-HD-SS	1 1/2-6	3 1/8	2 7/32	2 1/2	5 1/4	6 5/8	1 3/8	3 1/32	35,600	7.43			

Blanks in stock (Not passivated or electropolished). Inquire for price.

Eye Nuts - Style B 316 Stainless

Drop Forged Stainless Steel, Passivated & Electropolished
 ASTM A194-8M

Tapped: UNC-2B

Stock No.	T Dia. & Thread UNC-2B	A Bell	B Thread Length	C Eye I.D.	D Eye O.D.	E Overall Length	F Bail Dia. Thick.	G I.D. Length	Rated Capty. Lbs.	Weight Lbs.	(Combination pricing on Style B 304 Stainless Eye Nuts)		
											Price Per Piece		
											1-499	500-999	1000+
EN-9-HD-316SS	7/8-9	2 1/32	1 11/32	1 5/8	3 3/8	3 31/32	7/8	1 3/4	14,400	1.82			
EN-10-HD-316SS	1-8	2 9/32	1 11/16	1 3/4	3 3/4	4 27/32	1 1/32	2 3/16	18,800	2.80			
EN-12-HD-316SS	1 1/4-7	3 1/8	2 7/32	2 1/2	5 1/4	6 5/8	1 3/8	3 1/32	29,400	7.83			
EN-14-HD-316SS	1 1/2-6	3 1/8	2 7/32	2 1/2	5 1/4	6 5/8	1 3/8	3 1/32	35,600	7.43			

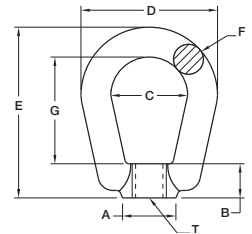
Blanks in stock (Not passivated or electropolished). Inquire for price.

Eye Nuts - Style D C1030

Drop Forged Carbon Steel, Self-Colored
 ASTM A105
 Tapped: UNC-2B



Style D



(Combination pricing on Style D C1030 Eye Nuts)
Price Per Piece

Stock No.	T Dia. & Thread UNC-2B	A Bell	B Thread Length	C Eye I.D.	D Eye O.D.	E Overall Length	F Bail Dia. Thick.	G I.D. Length	Rated Capty. Lbs.	Weight Lbs.	Price Per Piece		
											1-499	500-999	1000+
EN-9	7/8-9	1 9/16	1	2 1/4	4	5	7/8	3	10,000	2.13			
EN-10	1-8	1 9/16	1	2 1/4	4	5	7/8	3	10,000	2.10			

Blanks in stock. Inquire for price.

Eye Nuts - Style D C1030 - Metric

Drop Forged Carbon Steel, Self-Colored
 ASTM A105
 Tapped: ISO Coarse Thread-6H

Stock No.	Approx. Equiv. in Inches	T Dia. & Thread	A Bell	B Thread Length	C Eye I.D.	D Eye O.D.	E Overall Length	F Bail Dia. Thick.	G I.D. Length	Rated Capty. in Kgs.	Rated Capty. in Lbs.	Weight Lbs.	Price Per Piece		
													1-499	500-999	1000+
EN-M20	7/8	M20 x 2.50	1 9/16	1	2 1/4	4	5	7/8	3	4,536	10,000	2.13			
EN-M24	1	M24 x 3.00	1 9/16	1	2 1/4	4	5	7/8	3	4,536	10,000	2.10			

Blanks in stock. Inquire for price.

Eye Nuts - Style D C1030 - Galvanized

Drop Forged Carbon Steel
 ASTM A105
 Tapped oversized: UNC-2B 7/8" +.021 Thou. / 1" +.031 Thou.

Stock No.	T Dia. & Thread UNC-2B	A Bell	B Thread Length	C Eye I.D.	D Eye O.D.	E Overall Length	F Bail Dia. Thick.	G I.D. Length	Rated Capty. Lbs.	Weight Lbs.	Price Per Piece		
											1-499	500-999	1000+
EN-9-HDG	7/8-9	1 9/16	1	2 1/4	4	5	7/8	3	10,000	2.13			
EN-10-HDG	1-8	1 9/16	1	2 1/4	4	5	7/8	3	10,000	2.10			

Eye Nuts - Style D C1045

Drop Forged Carbon Steel, Self-Colored
 ASTM A194-2H
 Tapped: UNC-2B

Stock No.	T Dia. & Thread UNC-2B	A Bell	B Thread Length	C Eye I.D.	D Eye O.D.	E Overall Length	F Bail Dia. Thick.	G I.D. Length	Rated Capty. Lbs.	Weight Lbs.	Price Per Piece		
											1-499	500-999	1000+
EN-9-2H	7/8-9	1 9/16	1	2 1/4	4	5	7/8	3	10,000	2.13			
EN-10-2H	1-8	1 9/16	1	2 1/4	4	5	7/8	3	10,000	2.10			

Blanks in stock (Not heat treated). Inquire for price.

Eye Nuts - Style D C1045 - Zinc Plated

Drop Forged Carbon Steel
 ASTM A194-2H
 Tapped: UNC-2B before plating

Stock No.	T Dia. & Thread UNC-2B	A Bell	B Thread Length	C Eye I.D.	D Eye O.D.	E Overall Length	F Bail Dia. Thick.	G I.D. Length	Rated Capty. Lbs.	Weight Lbs.	Price Per Piece		
											1-499	500-999	1000+
EN-9-2H-ZN	7/8-9	1 9/16	1	2 1/4	4	5	7/8	3	10,000	2.13			
EN-10-2H-ZN	1-8	1 9/16	1	2 1/4	4	5	7/8	3	10,000	2.10			

Machine Shop Tools

For set-up work on tool room machines.

Plain Clamps

Drop Forged Carbon Steel, Self-Colored
 ASTM A521, Class CA



Stock No.	Length	Width	Thickness	Slot Size Width	Slot Size Length	Weight Lbs.	Price Each
901	4	1 5/8	3/4	11/16	1 3/8	0.90	
902	6	1 3/4	7/8	11/16	2 1/16	1.80	
903	8	2 1/8	1 1/8	13/16	2 13/16	3.75	
904	10	2 1/2	1 3/8	15/16	3 11/16	6.25	

Plain Clamps - Drilled & Tapped with Square Head Set Screw

Drop Forged Carbon Steel, Self-Colored
 ASTM A521, Class CA



Stock No.	Length	Width	Thickness	Slot Size Width	Slot Size Length	Thread Size	Weight Lbs.	Price Each
901-A	4	1 5/8	3/4	11/16	1 3/8	1/2-13	0.93	
902-A	6	1 3/4	7/8	11/16	2 1/16	5/8-11	1.88	
903-A	8	2 1/8	1 1/8	13/16	2 13/16	3/4-10	3.75	
904-A	10	2 1/2	1 3/8	15/16	3 11/16	7/8-9	6.37	

Goose Neck Clamps

Drop Forged Carbon Steel, Self-Colored
 ASTM A521, Class CA



Stock No.	Length	Width	Thickness	Slot Size Width	Slot Size Length	Offset	Weight Lbs.	Price Each
940	4	1 5/8	3/4	11/16	15/16	13/16	1.00	
941	6	1 3/4	7/8	11/16	1 11/16	15/16	1.75	
942	8	2 1/8	1 1/8	13/16	2 7/16	1 1/8	3.80	

Goose Neck Clamps - Drilled & Tapped with Square Head Set Screw

Drop Forged Carbon Steel, Self-Colored
 ASTM A521, Class CA



Stock No.	Length	Width	Thickness	Slot Size Width	Slot Size Length	Offset	Thread Size	Weight Lbs.	Price Each
940-A	4	1 5/8	3/4	11/16	15/16	13/16	5/8-11	1.22	
941-A	6	1 3/4	7/8	11/16	1 11/16	15/16	5/8-11	1.88	
942-A	8	2 1/8	1 1/8	13/16	2 7/16	1 1/8	5/8-11	3.83	

Machine Shop Tools

For set-up work on tool room machines.

Finger Clamps

Drop Forged Carbon Steel, Self-Colored
 ASTM A521, Class CA

Stock No.	Length	Width	Thickness	Slot Size Width	Slot Size Length	Weight Lbs.	Price Each
930	4	1 5/8	3/4	11/16	1 3/8	0.75	
931	6	1 3/4	7/8	11/16	1 15/16	1.50	
932	8	2 1/8	1 1/8	13/16	2 9/16	3.00	



U Clamps

Drop Forged Carbon Steel, Self-Colored
 ASTM A521, Class CA

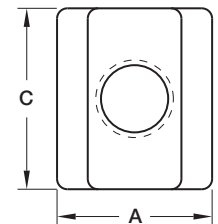
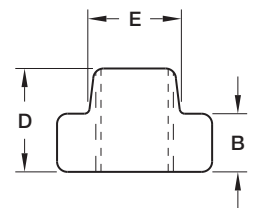
Stock No.	Length	Width	Thickness	Slot Size Width	Slot Size Length	Weight Lbs.	Price Each
920	4	1 3/4	3/4	11/16	3 1/2	1.00	
921	6	2	7/8	11/16	5 1/2	2.00	
922	8	2 3/8	1 1/8	13/16	7 3/8	4.00	
923	10	2 3/4	1 1/4	15/16	9	6.00	
924	12	3 1/4	1 3/8	1 1/16	11	8.00	



T-Slot Nuts

Drop Forged Carbon Steel, Self-Colored
 ASTM A521, Class CA
 Tapped: UNC-2B

Stock No.	E T-Slot Size	Stud Dia. & Thread UNC-2B	A Width	B Shoulder Height	C Length	D Overall Height	Weight Lbs.	Price Each
955	5/8	1/2-13	1 1/8	13/32	1 1/4	3/4	0.18	
956	3/4	5/8-11	1 5/16	17/32	1 1/2	7/8	0.30	
957	7/8	3/4-10	1 1/2	9/16	1 3/4	1	0.42	
958	1	7/8-9	1 3/4	5/8	2	1 1/8	0.63	
960	1 1/4	1-8	2	7/8	2 3/8	1 11/32	1.11	



Adjustable Strap Clamps

Machine Shop Tools

For set-up work on tool room machines.

Strap Clamps - Universal Adjustable Pattern

Drop Forged Carbon Steel, Self-Colored
 ASTM A521, Class CA



Stock No.	Length	Width	Adjustment	Max T-Slot Bolt Size	Weight Lbs.	Price Each
910	5 1/16	1 5/8	2 1/4	5/8	1.30	
911	8	2 1/8	4	3/4	3.10	
912	12	2 3/4	6 1/4	1	9.80	

Saddles for Universal Adjustable Strap Clamps

Drop Forged Carbon Steel, Self-Colored
 ASTM A521, Class CA



Stock No.	Length	Width	Max T-Slot Bolt Size	Weight Lbs.	Price Each
910-A	1 5/16	1 1/2	5/8	0.20	
911-A	1 1/2	1 3/4	3/4	0.28	
912-A	2 1/8	2 1/2	1	0.75	

Set-Up Wedges

Set-Up Wedges

Drop Forged Carbon Steel, Self-Colored
 ASTM A521, Class CA

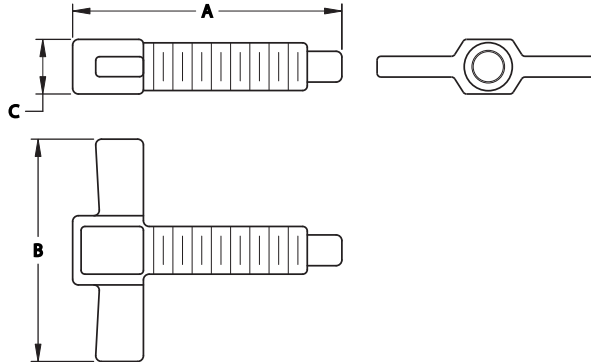


Stock No.	Length	Width	Thick End	Weight Lbs.	Price Each
950	3	1	1/4	0.15	
951	5	1	1/2	0.33	
952	6	1 1/4	3/4	0.63	
953	8	1 5/8	1	1.55	
954	12	2 1/2	1 1/2	5.25	

C-Clamp Screws - Zinc Plated

Drop Forged Carbon Steel
 ASTM A181, Class 70
 Threaded: UNC-2A

Stock No.	Dia. & Thread UNC-2A	A Length	B Width	C Thickness	Weight Lbs.	Price Per Piece		
						1-99	100-499	500+
K9500	1/2-13	2 1/2	2 17/64	41/64	0.18			
K9625	5/8-11	3 31/64	2 7/8	23/32	0.38			
K9750	3/4-10	3 31/32	2 31/32	27/32	0.67			

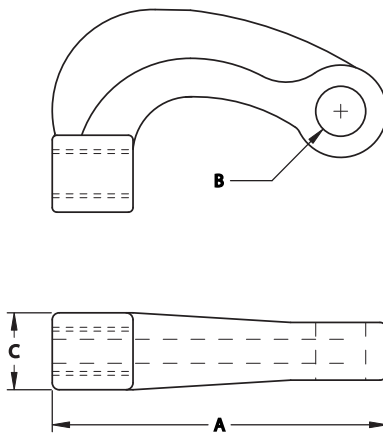


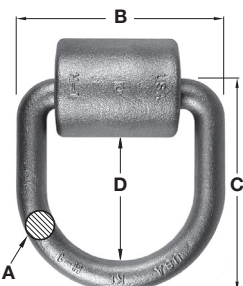
C-Clamps & Screws

C-Clamps - Zinc Plated

Drop Forged Carbon Steel
 ASTM A181, Class 70
 Tapped: UNC-2B

Stock No.	Dia. & Thread UNC-2A	A Length	B Hole Dia.	C Thickness	Weight Lbs.	Price Per Piece		
						1-99	100-499	500+
K8500	1/2-13	3 9/32	29/64	25/32	0.39			
K8625	5/8-11	4 11/32	21/32	1 1/32	0.95			
K8750	3/4-10	5 1/2	23/32	1 1/4	2.00			





Shown Assembled with Weld-On Clip

D-Rings - C1045

Drop Forged Carbon Steel, Self Colored
 ASTM A668, Class D
 75,000 PSI Minimum Tensile Strength

Stock No.	A Sectional Diameter	B Width	C Over-All Length	D Inside Length	Rated Capacity Lbs.	Weight Lbs.	Price Per Piece			
							1-4	5-24	25-99	100+
793	3/8	2 3/16	2 1/4	1 1/2	2,100	0.22				
795	1/2	3 3/8	3 1/2	2 1/2	4,100	0.61				
796	5/8	4 1/4	4 1/4	3	8,800	1.13				
797	3/4	4 1/2	4 1/2	3	10,600	1.65				
800	1	5	6	4	17,000	3.70				



Shown Assembled with Bolt-On Clip

D-Rings Weld-On Clips - C1018-C1020

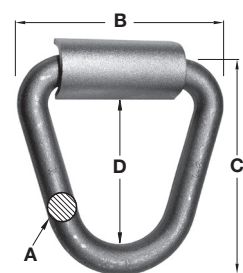
Carbon Steel, Self Colored

Stock No.	A Length	B Height	C Width	D Clearance	E Thickness	Weight Lbs.	Price Per Piece			
							1-4	5-24	25-99	100+
795-A	2	1-1/16	1 5/8	15/16	3/8	0.48				
796-A	2 1/2	1 1/8	1 3/4	15/16	3/8	0.65				
797-A	2 1/4	1 1/4	1 5/8	13/16	3/8	0.61				
800-A	2 1/2	1 11/16	1 15/16	1 3/16	3/8	1.13				

D-Rings Bolt-On Clips - C1018-C1020

Carbon Steel, Self Colored

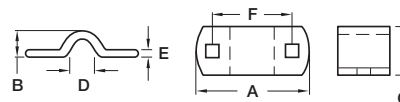
Stock No.	A Length	B Height	C Width	D Clearance	E Thickness	F Hole Location	Weight Lbs.	Price Per Piece			
								1-4	5-24	25-99	100+
793-B	3 11/32	5/8	1 3/16	9/16	5/32	2 5/16	0.18				
795-B	3 9/16	15/16	1 5/8	13/16	1/4	2	0.45				



Shown Assembled with Weld-On Clip

D-Ring - C1045

Drop Forged Carbon Steel, Self Colored
 ASTM A668, Class D
 75,000 PSI Minimum Tensile Strength



Stock No.	A Sectional Diameter	B Width	C Over-All Length	D Inside Length	Rated Capacity Lbs.	Weight Lbs.	Price Per Piece			
							1-4	5-24	25-99	100+
786	3/4	5 1/2	5 9/16	4 1/6	7,300	2.15				

D-Ring Weld-On Clip - C1018-C1020

Carbon Steel, Self Colored

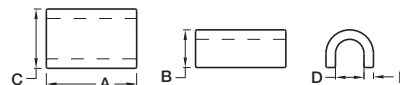
Stock No.	A Length	B Height	C Width	D Clearance	E Thickness	Weight Lbs.	Price Per Piece			
							1-4	5-24	25-99	100+
786-A	3 1/4	1 1/16	1 9/16	1 1/16	1/4	0.58				



Shown Assembled with Weld-On Clip

D-Ring - C1045

Drop Forged Carbon Steel, Self Colored
 ASTM A668, Class D
 75,000 PSI Minimum Tensile Strength



Stock No.	A Sectional Diameter	B Width	C Over-All Length	D Inside Length	E Bend Location	F Height	Rated Capty. Lbs.	Weight Lbs.	Price Per Piece			
									1-4	5-24	25-99	100+
886	1	5	5 1/2	3 1/2	2 3/4	2 11/16	17,000	3.70				

D-Ring Weld-On Clip - C1018-C1020

Carbon Steel, Self Colored

Stock No.	A Length	B Height	C Width	D Clearance	E Thickness	Weight Lbs.	Price Per Piece			
							1-4	5-24	25-99	100+
800-A	2 1/2	1 11/16	1 15/16	1 3/16	3/8	1.13				

Safety Swivel Hoist Rings – Standard U-Bar

Stock No.	Rated Capty. Lbs.	A Dia. & Thread ** See Note	B	C	D	E	G	H	Torque Ft / #	Weight Lbs.	Price Each
HR6101	550	1/4-20	2.67	1/2	0.75	0.43	1.84	1 5/16	5	0.30	
HR6102	800	5/16-18	2.67	1/4	0.75	0.43	1.84	1 1/4	7	0.30	
HR6104	800	5/16-18	2.67	9/16	0.75	0.43	1.84	1 1/4	7	0.30	
HR6106	1,000	3/8-16	2.67	9/16	0.75	0.43	1.84	1 1/4	12	0.30	
HR6602	2,500	1/2-13	3.75	1 1/16	1.20	0.69	1.84	1 25/32	28	1.00	
HR6008	2,500	1/2-13	4.78	3/4	1.50	0.88	2.56	2 3/8	28	2.50	
HR6010	2,500	1/2-13	4.78	1	1.50	0.88	3.52	2 3/8	28	2.50	
HR6012	2,500	1/2-13	4.78	1 1/4	1.50	0.88	3.52	2 3/8	28	2.50	
HR6002	4,000	5/8-11	4.78	3/4	1.50	0.88	3.52	2 1/4	60	2.70	
HR6004	4,000	5/8-11	4.78	1	1.50	0.88	3.52	2 1/4	60	2.70	
HR6006	4,000	5/8-11	4.78	1 1/4	1.50	0.88	3.52	2 1/4	60	2.70	
HR6014	5,000	3/4-10	4.78	1	1.50	0.88	3.52	2 1/8	100	3.00	
HR6018	5,000	3/4-10	4.78	1 1/2	1.50	0.88	3.52	2 1/8	100	3.00	
HR6204	7,000	3/4-10	6.52	1	2.31	1.40	5.14	2 15/16	100	7.00	
HR6206	7,000	3/4-10	6.52	1 1/2	2.31	1.40	5.14	2 15/16	100	7.00	
HR6202	8,000	7/8-9	6.52	1	2.31	1.40	5.14	2 13/16	160	7.00	
HR6210	10,000	1-8	6.52	1 1/4	2.31	1.40	5.14	2 11/16	230	7.50	
HR6212	10,000	1-8	6.52	1 1/2	2.31	1.40	5.14	2 11/16	230	7.50	
HR6214	10,000	1-8	6.52	2 1/4	2.31	1.40	5.14	2 11/16	230	7.50	
HR6802	15,000	1 1/4-7	8.73	1 7/8	3.19	1.75	6.5	4 1/4	470	14.00	
HR6404	24,000	1 1/2-6	12.47	2 3/4	4.19	2.25	8.55	6 1/2	800	33.00	
HR6400	30,000	2-4 1/2	12.47	3 1/8	4.19	2.25	8.55	6	1100	36.00	
HR7002	50,000	2 1/2-8	16.50	4	5.75	3.00	11.72	8 1/4	2100	89.00	
HR7006	50,000	2 1/2-4	16.50	4	5.75	3.00	11.72	8 1/4	2100	89.00	

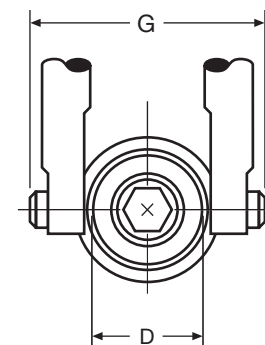
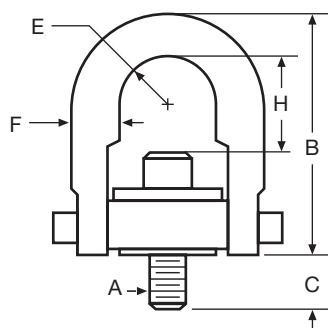
* UNC-3A Thread Class for sizes up to 1"; UNC-2A Thread Class for sizes over 1"

Safety Swivel Hoist Rings – Longbar

Stock No.	Rated Capty. Lbs.	A Dia. & Thread ** See Note	B	C	D	E	G	H	Torque Ft / #	Weight Lbs.	Price Each
HR6644	2,500	1/2-13	6.72	3/4	1.50	0.88	3.52	4 1/4	28	2.50	
HR6646	2,500	1/2-13	6.72	1	1.50	0.88	3.52	4 1/4	28	2.50	
HR6648	2,500	1/2-13	6.72	1 1/4	1.50	0.88	3.52	4 1/4	28	2.50	
HR6640	4,000	5/8-11	6.72	1	1.50	0.88	3.52	4 3/16	60	2.70	
HR6642	4,000	5/8-11	6.72	1 1/4	1.50	0.88	3.52	4 3/16	60	2.70	
HR6650	5,000	3/4-10	6.72	1	1.50	0.88	3.52	4	100	3.00	
HR6654	5,000	3/4-10	6.72	1 1/2	1.50	0.88	3.52	4	100	3.00	
HR6658	7,000	3/4-10	8.11	1	2.31	1.40	5.14	4	100	7.00	
HR6660	7,000	3/4-10	8.11	1 1/2	2.31	1.40	5.14	4	100	7.00	
HR6656	8,000	7/8-9	8.11	1	2.31	1.40	5.14	4 3/8	160	7.00	
HR6662	10,000	1-8	8.11	1 1/4	2.31	1.40	5.14	4 3/8	230	7.50	
HR6664	10,000	1-8	8.11	1 1/2	2.31	1.40	5.14	4 3/8	230	7.50	
HR6666	10,000	1-8	8.11	2 1/4	2.31	1.40	5.14	4 3/8	230	7.50	

** UNC-3A Thread Class for sizes up to 1"; UNC-2A Thread Class for sizes over 1"

Material: AISI 4140 Aircraft Quality
 Finish: Black Oxide (Except Washer)
 Safety Factor: 5:1
 100% Magnetic particle inspection performed on all bolts (All other load bearing components are inspected based upon ASTM E709-08 & MIL-STD-105 with zero permissible defects)
 Working Action: 360° Swivel, 180° Pivot
 200% Proof-Load test on all hoist rings.
 Bolt Replacement Kits Available Upon Request



Safety Swivel Hoist Rings – Standard U-Bar Metric

Stock No.	Rated Capty. Kgs.	Rated Capty. Lbs.	A Dia. & Thread ** See Note	B Length	C	D	E	G	H	Torque Ft / #	Weight Lbs.	Price Each
HR3455	200	441	M6 x 1.0	67.8	12.0	19.0	10.9	46.7	34.0	6	0.17	
HR3456	400	882	M8 x 1.25	67.8	12.5	19.0	10.9	46.7	32.0	10	0.17	
HR3458	450	992	M10 x 1.5	67.8	17.5	19.0	10.9	46.7	30.0	17	0.17	
HR3462	1,050	2,315	M12 x 1.75	123.0	19.0	38.1	22.4	89.4	60.5	37	1.10	
HR3465	1,900	4,189	M16 x 2.0	123.0	29.0	38.1	22.4	89.4	56.5	80	1.10	
HR3468	2,150	4,740	M20 x 2.5	123.0	34.0	38.1	22.4	89.4	52.5	135	1.20	
HR3471	3,000	6,614	M20 x 2.5	163.0	32.0	58.7	35.6	130.6	73.0	135	3.00	
HR3474	4,200	9,259	M24 x 3.0	163.0	37.0	58.7	35.6	130.6	69.0	305	3.10	
HR3478	7,000	15,432	M30 x 3.5	221.7	46.0	81.0	44.5	165.1	107.4	590	6.30	
HR3479	7,000	15,432	M30 x 3.5	221.7	66.0	81.0	44.5	165.1	107.4	590	6.40	
HR3483	11,000	24,251	M36 x 4.0	316.7	68.0	106.4	57.2	217.2	166.5	980	15.50	
HR3484	12,500	27,558	M42 x 4.5	316.7	68.0	106.4	57.2	217.2	160.5	980	16.00	
HR3485	13,500	29,762	M48 x 5.0	316.7	88.0	106.4	57.2	217.2	154.5	980	16.80	
HR3488	22,500	49,604	M64 x 6.0	419.1	96.0	146.0	76.2	297.6	210.0	2845	40.00	

* Metric Thread for all sizes is a 4g Thread Fit on the Minor Diameter and a 6g Thread Fit on the Major Diameter

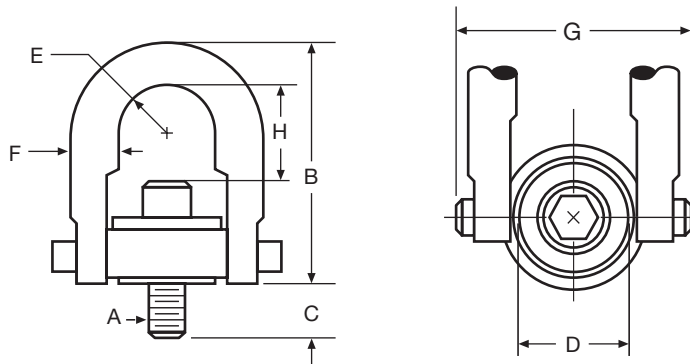
Material: AISI 4140 Aircraft Quality
 Finish: Black Oxide (Except Washer)
 Safety Factor: 5:1

100% Magnetic particle inspection performed on all bolts (All other load bearing components are inspected based upon ASTM E709-08 & MIL-STD-105 with zero permissible defects)

Working Action: 360° Swivel, 180° Pivot

200% Proof-Load test on all hoist rings.

Bolt Replacement Kits Available Upon Request

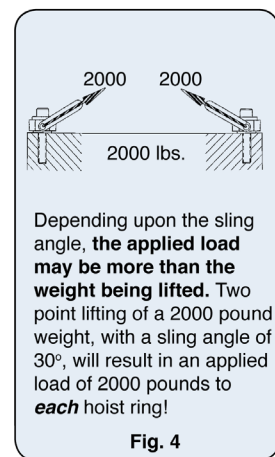
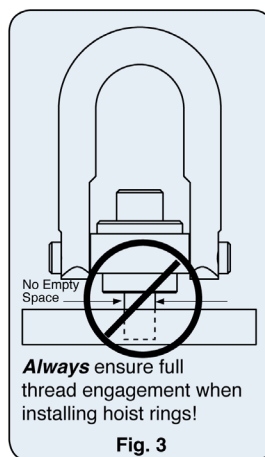
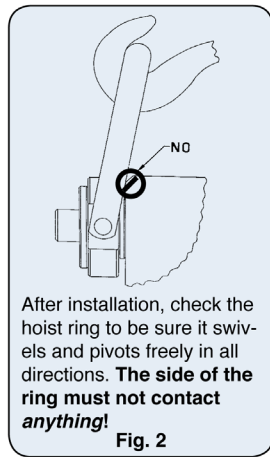



Safety Swivel Hoist Rings Safety Precautions

AS WITH ALL MECHANICAL DEVICES, REGULAR INSPECTION FOR WEAR AND STRICT ADHERENCE TO USE INSTRUCTION IS NECESSARY TO PREVENT MISUSE FAILURE.

Regardless of the 5:1 safety factor on hoist rings, **NEVER EXCEED THE RATED CAPACITY.** Rated capacities are marked on each hoist ring. This safety margin is needed in case of misuse, which could drastically lower load capacity

- Make sure the hoist ring pivots and rotates in all directions freely (Fig. 2)
- Tighten mounting bolts to torque recommended (the torque values are stamped on each hoist ring). Periodically check torque because bolts could loosen in extended service
- Do not apply shock loads. Always lift gradually. Repeat magnaflux testing if shock loading ever occurs.
- Do not use spacers between the hoist ring bushing and the mounting surface
- Thread engagement when installing in steel should be a minimum of 1-1/2 times the bolt diameter. For softer materials, such as aluminum, thread engagement should be a minimum of 2 times the bolt diameter. The Tensile Strength of parent material should be above 80,000 PSI to achieve full load rating. For weaker material, consider through-hole mounting with a nut and washer on the other side (nuts & washers must be of the same grade as the Hoist Ring).



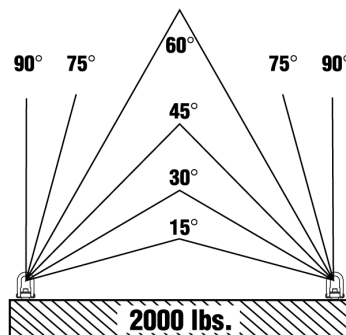
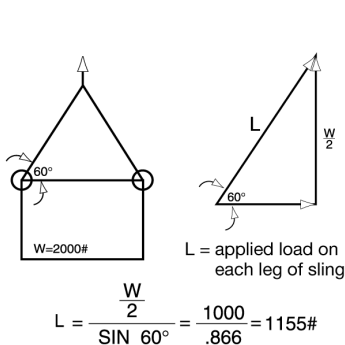
DO's

- Observe working load limitations, paying careful attention to angular lifts (Fig. 4)
- Visually inspect each hoist ring prior to each lift
- Ensure Hoist Rings are tightened to the recommended Torque values
- Assure proper thread depth and length of thread engagement (1-1/2 times for steel, 2 times for softer material such as aluminum) (Fig. 3)
- Make sure Hoist Rings have free travel - they must swivel and pivot without restriction (Fig. 2)

DON'Ts

- **Never** pull the hoist ring bar from the side
- **Never** use an oversized hook (Fig. 1)
- **Never** use an excessive angle
- **Never** apply shock loads
- **Never** steam clean or degrease a hoist ring
- **Never** allow the side of a hoist ring to make contact with the lift

IMPORTANT: The load on each hoist ring is not simply total weight divided by the number of hoist rings. The resultant force can be significantly greater at shallow lift angles and unevenly distributed loads. See the example below:



Sling Angle (Degrees)	Applied Load (Pounds)
90	1000
75	1040
60	1155
45	1410
30	2000
15	3860

FORGExpress Quote Inquiry - Eyebolts

Quote Number: _____

Ken Forging Contact: _____

Date: _____

From: _____
 Customer #: _____

Outside Sales Rep: _____

Company: _____

Phone: _____

Address: _____

Fax: _____

P.O.#: _____

Contact: _____

Your Part #: _____

Customer's Approval: _____

Special Modified/Custom Orders Can Not Be Returned

A Shank Diameter _____ *Nominal*

B Shank Length _____ $\begin{matrix} +.060 \\ -.000 \end{matrix}$

C Eye Inside Diameter (ID) _____

D Eye Outside Diameter (OD) _____ *Nominal*

E Threaded Length _____ $\begin{matrix} +.060 \\ -.000 \end{matrix}$

F Sectional Diameter _____
Note: Dimensional tolerances listed are in inches unless otherwise noted.

Hex Nut: Included Not Included

Thread Type: _____ UNC-2A* _____ UNF-2A*
*UN-2A Fit Before Plating

Other: _____

Right Hand Thread Left Hand Thread

Material:

- C1030/C1035 304 Stainless
 8620 Alloy 316 Stainless
 Other: _____

Certification:

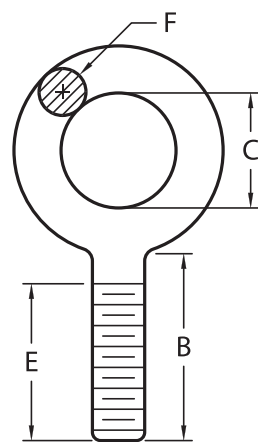

- C of C Cert. Test Report
 Material Cert. Plating Cert.
 Other: _____

Permissible Quantity Variation		
Quantity	Over	Under
1-99	10%	3%
100-999	5%	3%
1000+	3%	3%
<input type="checkbox"/> Exact Quantity Requested*		
<small>* Exact Quantity Request may affect Cost/Each</small>		

Additional Requirements/Comments:

Shoulder Pattern

Plain Pattern



Plating:*

Zinc Passivate
 Galvanized Electropolish
 Black Oxide
 Other: _____
*UN-2A Fit Before Plating

Please Quote the Following:

Quantity	Cost/Each
_____	\$ _____
_____	\$ _____
_____	\$ _____
_____	\$ _____
_____	\$ _____

Price Quoted Applies to Above Quantities Only

Pricing valid through _____

Lead Time: _____ Working Days

Note: Pricing & Availability Reflects Steel Pricing & Availability at Time of Quote



Quote Number: _____

FORGExpress Quote Inquiry - Nut Eyebolts

Ken Forging Contact: _____

From: _____

Customer #: _____

Company: _____

Address: _____

Contact: _____

Customer's Approval: **X** _____

Date: _____

Outside Sales Rep: _____

Phone: _____

Fax: _____

P.O.#: _____

Your Part #: _____

Special Modified/Custom Orders Can Not Be Returned

- A** Shank Diameter _____ +.090
-.030
- B** Shank Length _____ +.060
-.000
- C** Eye Inside Diameter (ID) _____ +.090
-.030
- D** Eye Outside Diameter (OD) _____ +.090
-.030
- E** Threaded Length _____ +.060
-.000

Note: Dimensional tolerances listed are in inches unless otherwise noted.

Hex Nut: Included Not Included

Thread Type: _____ UNC-2A* _____ UNF-2A*

*UN-2A Fit Before Plating

Other: _____

Right Hand Thread Left Hand Thread

Material:

- C1030/C1035 304 Stainless
- 4140 Alloy 316 Stainless
- Other: _____

Certification:

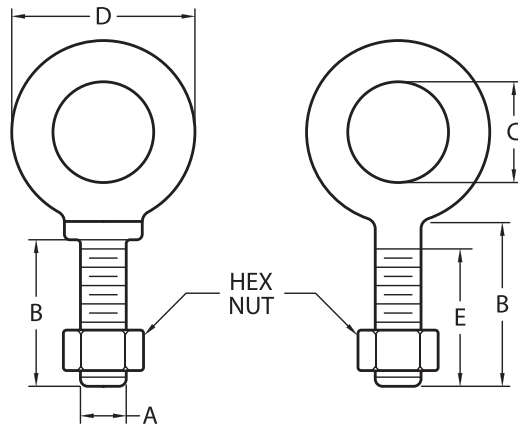
- C of C Cert. Test Report
- Material Cert. Plating Cert.
- Other: _____

Permissible Quantity Variation		
Quantity	Over	Under
1-99	10%	3%
100-999	5%	3%
1000+	3%	3%

Exact Quantity Requested*
 * Exact Quantity Request may affect Cost/Each

Additional Requirements/Comments: _____

Shoulder Pattern Plain Pattern



Note: These Eyebolts are "As-Forged" and have not been heat treated. This product has been tested and proved to meet the following Rated Capacity: _____

Plating:*

- Galvanized Passivate
- Zinc Electropolish
- Black Oxide
- Other: _____

*UN-2A Fit Before Plating

Please Quote the Following:

Quantity	Cost/Each
_____	\$ _____
_____	\$ _____
_____	\$ _____
_____	\$ _____
_____	\$ _____

Price Quoted Applies to Above Quantities Only

Pricing valid through _____

Lead Time: _____ Working Days

Note: Pricing & Availability Reflects Steel Pricing & Availability at Time of Quote

Quote Form - Nut Eyebolts

Quote Number: _____

FORGExpress Quote Inquiry - Turnbuckle Assemblies

Ken Forging Contact: _____

Date: _____

From: _____

Outside Sales Rep: _____

Customer #: _____

Phone: _____

Company: _____

Fax: _____

Address: _____

P.O.#: _____

Contact: _____

Your Part #: _____

Customer's Approval: _____

Special Modified/Custom Orders Can Not Be Returned

A Thread Diameter _____

T Take-Up _____

L Over-All Length _____

E End Pull Length
 R.H. OAL _____ Thread Length _____

L.H. OAL _____ Thread Length _____

Note: Dimensional tolerances listed are in inches unless otherwise noted.

Hex Nut: Included Not Included

Thread Type: _____ UNC-2B* _____ UNF-2B*
*Galvanized Tapped Oversized

Other: _____

Right Hand Thread Left Hand Thread

Material:

- Mild Carbon Steel F-11 Alloy
- F-22 Alloy 316 Stainless
- Other: _____

Certification:

- C of C Cert. Test Report
- Material Cert. Plating Cert.
- Other: _____

Permissible Quantity Variation

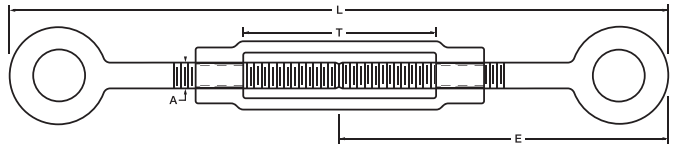
Quantity	Over	Under
1-99	10%	3%
100-999	5%	3%
1000+	3%	3%

Exact Quantity Requested*

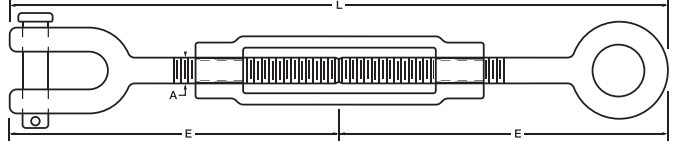
* Exact Quantity Request may affect Cost/Each

Additional Requirements/Comments:

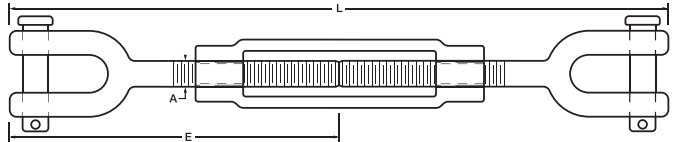
Eye & Eye



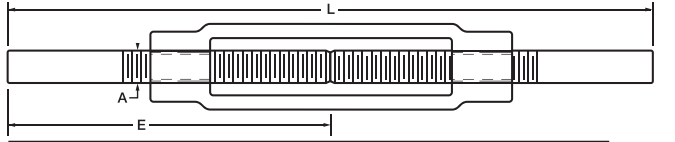
Jaw & Eye



Jaw & Jaw



Stub & Stub



Plating:

- Zinc Passivate
- Galvanized* Electropolish

*Galvanized tapped oversized

- Black Oxide
- Other: _____

UN-2B fit before plating

Please Quote the Following:

Quantity	Cost/Each
_____	\$ _____
_____	\$ _____
_____	\$ _____

Pricing valid through _____

Lead Time: _____ **Working Days**

Note: Pricing & Availability Reflects Steel Pricing & Availability at Time of Quote



FORGExpress Quote Inquiry - Rod Ends

Quote Number: _____

Ken Forging Contact: _____

Date: _____

From: _____
 Customer #: _____

Outside Sales Rep: _____

Company: _____

Phone: _____

Address: _____

Fax: _____

Contact: _____

P.O.#: _____

Customer's Approval: **X** _____

Your Part #: _____

Special Modified/Custom Orders Can Not Be Returned

A Shank Diameter* _____

* Rod Ends may measure slightly larger at junction of shank and boss.

B Center of Eye to End _____

C Head O.D.* _____

*Head O.D. is measured over the Parting/Trim Line

D Head Thickness _____

E Hole I.D. _____

F Threaded Length _____

Note: Dimensional tolerances listed are in inches unless otherwise noted.

Hex Nut: Included Not Included

Thread Type: _____ UNC-2A* _____ UNF-2A*

*UN-2A Fit Before Plating

Other: _____

Right Hand Thread Left Hand Thread

Material:

C1030/C1035 4140 alloy

304 Stainless 316 Stainless

Other: _____

Certification:

C of C Cert. Test Report

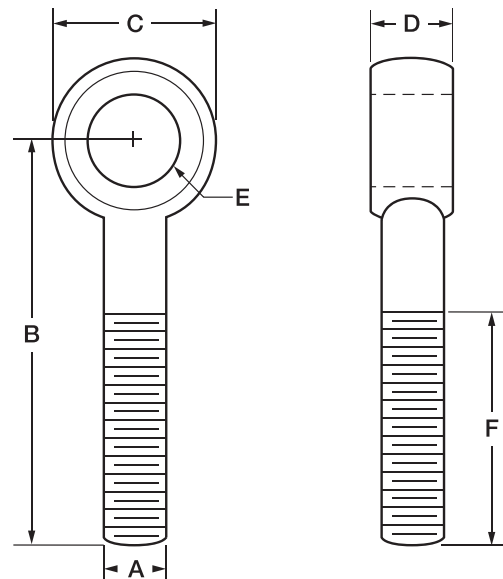
Material Cert. Plating Cert.

Other: _____

Permissible Quantity Variation		
Quantity	Over	Under
1-99	10%	3%
100-999	5%	3%
1000+	3%	3%

Exact Quantity Requested*
 * Exact Quantity Request may affect Cost/Each

Additional Requirements/Comments:



Plating*:

Zinc Passivate
 Galvanized Electropolish
 Black Oxide
 Other: _____

*UN-2A Fit Before Plating

Please Quote the Following:

Quantity	Cost/Each
_____	\$ _____
_____	\$ _____
_____	\$ _____
_____	\$ _____
_____	\$ _____

Price Quoted Applies to Above Quantities Only

Pricing valid through _____

Lead Time: _____ Working Days

Note: Pricing & Availability Reflects Steel Pricing & Availability at Time of Quote

Quote Form - Rod Ends

FORGExpress Quote Inquiry - Eye Nuts, Style A

Quote Number: _____

Ken Forging Contact: _____

Date: _____

From: _____
 Customer #: _____

Outside Sales Rep: _____

Company: _____

Phone: _____

Address: _____

Fax: _____

Contact: _____

P.O.#: _____

Customer's Approval: **X** _____

Your Part #: _____

Special Modified/Custom Orders Can Not Be Returned

T Thread Diameter _____

A Bell Diameter _____

C Inside Diameter (ID) _____

D Outside Diameter (OD) _____

B Threaded Length _____

Note: Dimensional tolerances listed are in inches unless otherwise noted.

Hex Nut: Included Not Included

Thread Type: _____ UNC-2B* _____ UNF-2B*
*Galvanized Tapped Oversized

Other: _____

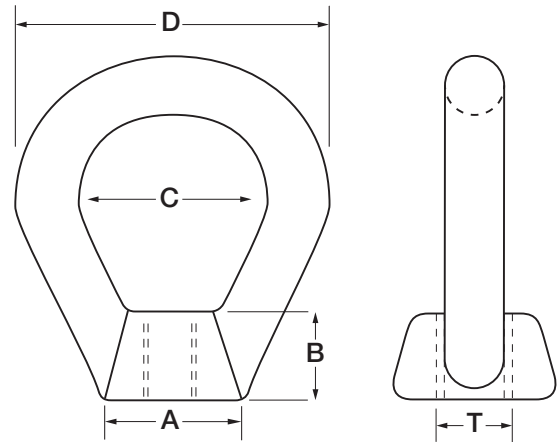
Right Hand Thread Left Hand Thread

Material:

- C1030 C1045
- 304 Stainless 316 Stainless
- Other: _____

Certification:

- C of C Cert. Test Report
- Material Cert. Plating Cert.
- Other: _____



Plating:

- Zinc Passivate
- Galvanized* Electropolish

*Galvanized Tapped Oversized

- Black Oxide
- Other: _____

UNC-2B fit before plating

Permissible Quantity Variation		
Quantity	Over	Under
1-99	10%	3%
100-999	5%	3%
1000+	3%	3%

Exact Quantity Requested*
* Exact Quantity Request may affect Cost/Each

Please Quote the Following:

Quantity	Cost/Each
_____	\$ _____
_____	\$ _____
_____	\$ _____
_____	\$ _____
_____	\$ _____

Price Quoted Applies to Above Quantities Only

Pricing valid through _____

Lead Time: _____ Working Days

Note: Pricing & Availability Reflects Steel Pricing & Availability at Time of Quote

Additional Requirements/Comments:

KEN FORGING

NOTES:



1049 Griggs Rd. • Box 277 • Jefferson, Ohio 44047

Toll-Free: 888-KEN-FORGING (536-3674) • Phone: 440-993-8091 • Fax: 440-992-0360

Website: www.kenforging.com • E-mail: sales@kenforging.com / info@kenforging.com





KEN FORGING

1049 Griggs Road • Box 277 • Jefferson, Ohio 44047



Toll-Free: 888-KEN-FORGING (536-3674) • Phone: 440-993-8091 • Fax: 440-992-0360
Website: www.kenforging.com • E-mail: sales@kenforging.com / info@kenforging.com